


AN, MS, NAS

Standards

EXIM

UNPARALLELED QUALITY



EXIM & MFR ENTERPRISE

義信企業私人有限公司

The Shining Light in Single Source Solutions

Company Profile

COMPANY DETAILS




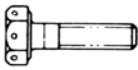
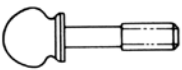

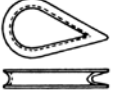
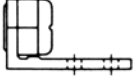







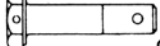
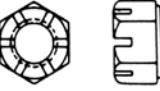




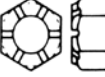








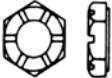

Head Office	: Singapore
Established	: 8 th February 1982
Goods & Services Tax Number	: M2 – 0119021 – 5
Company Registration Number	: 28993500-L
Auditor	: Deloitte
Bankers	: Citibank and United Overseas Bank
Staff Strength	: 126
Sales Offices	: India, Indonesia, Malaysia, Philippines, Thailand and Vietnam
Total Area of Company	: 30,000 square feet

PRODUCTS & SERVICES

Fasteners	: Eyelets, Inserts, Nuts, Pins, Rivets, Screws, Studs, Self-Clinching Fasteners, Washers, etc.
Electronic Hardware Parts	: Card Guides, Die-Cut Parts, Edgings, Ejectors, Gears, Handles, Heat-Sinks, Knobs, O-Rings, Springs, etc. Extruded & Molded Small Plastics Parts. Metal Stamped & Turned Parts, Cold Formed Parts.
Sleevings and Tubings	: Shrink & Non-Shrink – Fiberglass, Mylar [®] , Polyethylene, Polyester, PVC, PVDF, Silicone Rubber, Teflon, etc.
General and Wiring Management Products	: Cable Ties, Copper Braids, Grommets, Wires, Wiring Ducts, etc.
Standards	: Army Navy (AN), BA, DIN, IFI, ISO, JIS, Military Standard (MS), National Aeronautical (NAS).
Representations	: Del Screw, KG Gears, Panduit, Relats, Smalley Steel Ring & Company, Western Filament, etc (115 Manufacturers).
Value-Add Services	: Screws – Loctite Coating and Nylon Patching (2 Machines), Drilling, Painting & Waxing of Screws, Kitting, Sleeveings/Tubings Cutting and Marking.
Inventory Management Systems	: 36 customers, contributing to about 46% of total sales revenue since 1994. Programmes include Consignment, Kanban, Ship-to-Stock, Two Bins etc.
Customer Base	: About 1,000 customers, viz.: American : Agilent, Amphenol, Baxter Healthcare, Carrier Transicold, Emerson, General Electric, Halliburton, Hewlett Packard, ITT, Honeywell Avionics, Portescap, etc. European : ABB, American Power Conversion, Areva, Bernina, Bonfiglioli, Continental, Diethelm Keller Aviation, Zodiac Aerospace (Formerly Driessen), ESG Panatec, Frigoglass, Gloster, Guentner, Incap, Robert Bosch, Schaffner, Schneider Electric, Siemens, Wacker-Neuson, etc. Indian : Bloomenergy, Incap, Teknik Euchner, EOS Power, Prosound, SFO, SGS Teknics, Tata Consultancy Services, Veer-O-Metals, etc. Japanese : Japan Servo Motors, Fujikura, Hitachi, Nidec Sankyo, Panasonic, Sanyo Home Appliances, Sanyo Denki, TDK-Lambda, Toshiba, Yokogawa, etc.
Product Groups	: 90
Number of Line Items	: 30,616






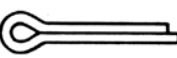



































































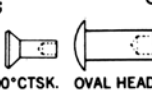


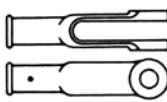




























QUALITY ASSURANCE



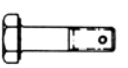





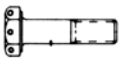
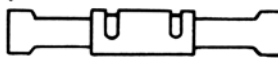

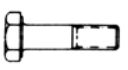


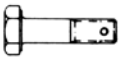

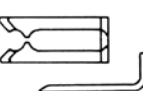













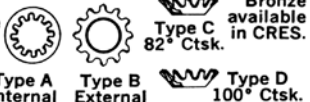


Quality Management Systems	: ISO 9001 (Business Enterprise) ISO 13485 (Medical Devices & Services) OHSAS 18001 (Occupational Health & Safety Administration)	: ISO 14001 (Environmental) AS 9120 (Aerospace)
QC Equipment List	: Plug Gauges (Range: #0~#15/32, M2~M12) Pin Gauges Plating Thickness Tester (X-Ray) Surface Roughness Tester Roller Sorting Machines Measuring Microscope (36X~108X) Torx [®] Recess Penetration Gauges Niton Analyser (Material Analyser – Alloys, Metals & Plastics) – For RoHS Analysis	: Ring Gauges (Range: #0~#3/8, M2~M20) Torque Tester Spring Load Tester Optical Sorting & Inspection Machines Profile Projectors Digimatic Calipers & Micrometers

<p>AN42-49</p> <p>Bolt, Eye  Alloy Steel available in CRES. Steel</p>	<p>AN250-253</p> <p>Hinges, Assemblies & Parts  Brass Steel Aluminum</p> <p>ALSO SEE—MS 20001 and MS 20253</p>	<p>AN335</p> <p>Nut, Plain Hex; Non-Structural  Brass Steel 2B Fit</p>
<p>AN73-81</p> <p>Machine Bolt, Aircraft  Alloy Steel available in CRES. Steel</p> <p>INACTIVE FOR DESIGN—USE MS 20073/74</p>	<p>AN254</p> <p>Screw, Thumb Necked  Steel 2A Fit</p> <p>INACTIVE FOR DESIGN</p>	<p>AN340</p> <p>Nut, Machine Screw, Hexagon Coarse Thread  Steel CRES. Steel Brass Al Alloy 2B Fit</p>
<p>AN100</p> <p>Thimble Wire Cable  Carbon Steel CRES. Steel Phos. Bronze</p>	<p>AN256</p> <p>Nut, Self-Locking Right Angle Plate  Al Alloy Steel 3B Fit</p>	<p>AN341</p> <p>Nut, Plain Hexagon, Electrical  Brass 2B Fit</p>
<p>AN115-116</p> <p>Shackles, Wire Rope and Anchor  CRES. Steel Steel Monel</p>	<p>AN257</p> <p>Hinge—Continuous  Alloy Steel CRES. Steel</p> <p>INACTIVE FOR DESIGN—USE MS 20257</p>	<p>AN345</p> <p>Nut, Machine Screw, Hexagon Fine Thread  Steel CRES. Steel Brass Al Alloy 2B Fit</p>
<p>AN130-170</p> <p>Turnbuckles, Assemblies and Parts  Steel</p> <p>AN150</p>	<p>AN270-273</p> <p>Universal Joint  Steel</p>	<p>AN350</p> <p>Nut, Wing  Steel Brass available in CRES. 2B Fit</p> <p>INACTIVE FOR DESIGN</p>
<p>AN173-186</p> <p>Bolt, Aircraft Close Tolerance  Alloy Steel CRES. Steel Aluminum 3A Fit</p> <p>Drilled and Undrilled</p>	<p>ALSO SEE MS 20270, MS 20271</p>	<p>AN355</p> <p>Nut, Engine Slotted  Steel</p>
<p>AN200-209</p> <p>Bearings, Ball Airframe  See Spec.</p> <p>AN200</p>	<p>AN286</p> <p>Fittings, Lubrication  See Spec.</p> <p>INACTIVE FOR DESIGN—USE MS 15006</p>	<p>AN360</p> <p>Nut, Plain Engine  Steel 3B Fit</p> <p>CANCELLED USE AN121501 THRU AN121525</p>
<p>AN210</p> <p>Pulley, Anti-Friction  See Spec.</p> <p>INACTIVE FOR DESIGN</p>	<p>AN310</p> <p>Nut, Airframe Castellated  CRES. Steel Steel Al Alloy 3B Fit</p>	<p>AN361-362</p> <p>Nut, Self-locking, Plate  Steel CRES. Steel 3B & 2B Fit</p>
<p>AN216</p> <p>Balls, Metal  CRES. Steel Steel Monel</p>	<p>AN315</p> <p>Nut, Plain Airframe  CRES. Steel Steel Al Alloy 3B Fit</p> <p>Add "L" after dash number for Left Hand Thread</p>	<p>AN363</p> <p>Nut, Self-locking, 550°F  CRES. Steel Steel Monel 3B Fit</p> <p>Available SILVER PLATED</p>
<p>AN220</p> <p>Flight Control Pulley  Phenolic</p>	<p>AN316</p> <p>Nut, Check  CRES. Steel Steel Al Alloy 3B Fit</p> <p>Add "L" after dash number for Left Hand Thread</p>	<p>AN364</p> <p>Nut, Self-locking, Thin, 250°F  Steel Al Alloy Monel available in CRES. 3B Fit</p> <p>INACTIVE FOR DESIGN—USE MS 20365</p>
<p>AN227</p> <p>Fasteners, Snap and Curtain  See Spec.</p> <p>PLATE POST STUD</p>	<p>AN320</p> <p>Nut, Castle Shear  CRES. Steel Steel Al Alloy 3B Fit</p>	<p>AN365</p> <p>Nut, Self-locking, 250°F  Steel Al Alloy Monel available in CRES. 3B Fit</p> <p>INACTIVE FOR DESIGN—USE MS 20364</p>

"You cannot build a reputation on what you are going to do."


















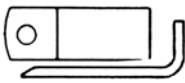




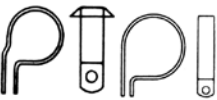



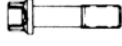

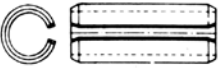



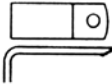
Henry Ford

<p>AN366-373</p> <p>Nut, Plate, Self-locking  Steel Al Alloy 3B & 2B Fit</p>	<p>AN500-501</p> <p>Machine Screw Fillister Head, Slotted—Coarse, Fine  Steel CRES. Steel Brass 2A Fit</p> <p>Drilled and Undrilled</p> <p>Add "A" before first dash number for Drilled Head</p>	<p>AN526</p> <p>Phillips  Slotted  Steel CRES. Steel Al Alloy 2A Fit</p> <p>Truss Head Machine Screw Coarse and Fine </p> <p>Design II—"Frearson recess"— INACTIVE FOR DESIGN</p>																								
<p>AN380-381</p> <p>Cotter Pin  Steel CRES. Steel</p> <p>INACTIVE FOR DESIGN—USE MS 24665</p>	<p>AN502-503</p> <p>Machine Screw, Fillister Head Drilled; Slotted—Coarse and Fine  Steel 2A Fit</p>	<p>AN530</p> <p>Phillips  Slotted  Steel CRES. Steel</p> <p>Round Head Tapping Screw, Type "Z" </p> <p>Design II—"Frearson recess"— INACTIVE FOR DESIGN</p>																								
<p>AN385-386</p> <p>Pin, Taper, Plain and Threaded  Steel Alloy Steel CRES. Steel</p> <p>AN385 Drilled and Undrilled</p> <table border="1" data-bbox="111 649 518 795"> <thead> <tr> <th colspan="4">AN NUTS, WASHERS AND COTTER PINS</th> </tr> </thead> <tbody> <tr> <td> AN Nut AN320</td> <td> Self-locking Nut AN364</td> <td> AN Washer AN975</td> <td> Cotter Pin AN380</td> </tr> </tbody> </table> <p>AN386</p> <p>Threaded Taper Pin  Drilled and Undrilled</p>	AN NUTS, WASHERS AND COTTER PINS				 AN Nut AN320	 Self-locking Nut AN364	 AN Washer AN975	 Cotter Pin AN380	<p>AN504</p> <p>Phillips  Slotted  Steel CRES. Steel</p> <p>Round Head Tapping Screw, Type "F"—Coarse and Fine </p> <p>Design II—"Frearson recess"— INACTIVE FOR DESIGN</p> <table border="1" data-bbox="590 694 1005 795"> <thead> <tr> <th colspan="4">ALTERNATE POINT STYLES (Optional Types of Ends)</th> </tr> </thead> <tbody> <tr> <td> Type F</td> <td> Type G</td> <td> Type D or 1</td> <td> Type T or 23</td> </tr> </tbody> </table>	ALTERNATE POINT STYLES (Optional Types of Ends)				 Type F	 Type G	 Type D or 1	 Type T or 23	<p>ALTERNATE POINT STYLES (Optional Types of Ends)</p> <table border="1" data-bbox="1069 515 1492 638"> <thead> <tr> <th>Type "B"(Z)</th> <th>Type "BF"</th> <th>Type "BT"</th> <th>Type "BG"</th> </tr> </thead> <tbody> <tr> <td></td> <td></td> <td></td> <td></td> </tr> </tbody> </table> <p>AN531</p> <p>Phillips  Slotted  Steel CRES.</p> <p>82° Flat Head Tapping Screw, Type "B" (Z) </p> <p>Design II—"Frearson recess"— INACTIVE FOR DESIGN For Alternate Point Styles— see AN530 above</p>	Type "B"(Z)	Type "BF"	Type "BT"	Type "BG"				
AN NUTS, WASHERS AND COTTER PINS																										
 AN Nut AN320	 Self-locking Nut AN364	 AN Washer AN975	 Cotter Pin AN380																							
ALTERNATE POINT STYLES (Optional Types of Ends)																										
 Type F	 Type G	 Type D or 1	 Type T or 23																							
Type "B"(Z)	Type "BF"	Type "BT"	Type "BG"																							
																										
<p>AN392-406</p> <p>Pins, Flat Head, Clevis  Steel available in CRES.</p> <p>INACTIVE FOR DESIGN—USE MS 20392</p>	<p>AN505/510</p> <p>Phillips  Slotted  Steel CRES. Steel Brass Al Alloy 2A Fit</p> <p>82° Flat Head Machine Screw, Coarse and Fine </p> <p>Design II—"Frearson recess"— INACTIVE FOR DESIGN</p>	<p>AN535</p> <p>Round Head Drive Screw Type "U" Point  Steel available in CRES.</p>																								
<p>AN415-416</p> <p>Pins, Lock, Retaining  CRES. Steel Steel</p>	<p>AN506</p> <p>Phillips  Slotted  Steel CRES. Steel</p> <p>82° Flat Head Tapping Screw, Type "F"—Coarse and Fine </p> <p>For alternate point styles—see AN504 above</p>	<p>AN545</p> <p>Phillips  Slotted  Steel Brass available in CRES.</p> <p>Round Head Wood Screw </p> <p>Design II—"Frearson recess"— INACTIVE FOR DESIGN</p>																								
<p>AN420-470</p> <p>Rivets  Al Alloy Steel CRES. Steel Monel Copper</p> <p>INACTIVE FOR NEW DESIGN— USE MS 20426, MS 20427, MS 20435, MS 20470</p>	<p>AN507</p> <p>Phillips  Slotted  Steel CRES. Steel Brass Al Alloy 2A Fit</p> <p>100° Flat Head Machine Screw, Coarse and Fine </p> <p>Design II—"Frearson recess"— INACTIVE FOR DESIGN</p>	<p>AN550</p> <p>Phillips  Slotted  Steel Brass available in CRES.</p> <p>82° Flat Head Wood Screw </p> <p>Design II—"Frearson recess"— INACTIVE FOR DESIGN</p>																								
<p>AN450</p> <p>Rivet, Tubular; Oval Head—Countersunk  Copper, Steel Brass Aluminum Monel available in CRES.</p> <p>100°CTSK. OVAL HEAD</p> <p>INACTIVE FOR DESIGN—USE MS 2450</p>	<p>AN508</p> <p>Screw, Round Head, Machine (Electrical)  Brass 2A Fit</p> <p>Slotted</p>	<p>AN560</p> <p>Square Head Set Screw  Steel Available in CRES. Steel 2A Fit</p> <p>Points: Flat, Cone, Dog, Cup Inactive For Design—See AN565</p>																								
<p>AN481-486</p> <p>Clevis, Rod End—Adjusting  Steel</p>	<p>AN509</p> <p>Phillips  Slotted  Steel CRES. Steel Al Alloy Bronze 3A Fit</p> <p>100° Structural Flat Head—Machine Screw, Coarse and Fine </p> <p>Design II—"Frearson recess"— INACTIVE FOR DESIGN</p>	<p>AN565</p> <p>Alloy Steel CRES. Steel 3A Fit</p> <p>Set Screws Hexagon and Spline Socket Also Slotted   </p> <p>Hex Socket Spline Slotted</p> <p>AN POINT STYLE CHART (Add point style type before first dash No.)</p> <table border="1" data-bbox="1069 1736 1492 1926"> <tbody> <tr> <td> FLAT Type A</td> <td> CONE Type B</td> <td> FULL DOG Type C</td> </tr> <tr> <td> CUP Type D</td> <td> HALF-DOG Type E</td> <td> OVAL Type F</td> </tr> </tbody> </table> <p>Slotted Head—INACTIVE FOR DESIGN Add "H" between numbers for "hexagon" socket. Add "L" between dash numbers for "spline" socket</p>	 FLAT Type A	 CONE Type B	 FULL DOG Type C	 CUP Type D	 HALF-DOG Type E	 OVAL Type F																		
 FLAT Type A	 CONE Type B	 FULL DOG Type C																								
 CUP Type D	 HALF-DOG Type E	 OVAL Type F																								
<p>AN490</p> <p>Rod, Threaded, Aircraft  Steel</p>	<p>AN525</p> <p>Phillips  Slotted  Steel Al Alloy available in CRES. 3A Fit</p> <p>Washer Head Machine Screw Coarse and Fine </p>	<p>Slotted Head—INACTIVE FOR DESIGN Add "H" between numbers for "hexagon" socket. Add "L" between dash numbers for "spline" socket</p>																								

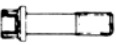

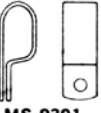
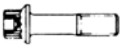


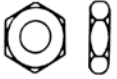

















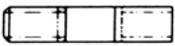
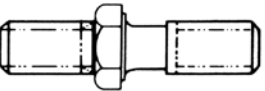




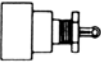

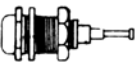
<p>AN658-669 Terminals, Wire Rope and Electrical Steel CRES. Steel Copper AN658—Fork End Available Styles Fork End, Crimp Style, Swaging, Clevis, Eye End INACTIVE FOR DESIGN—USE MS 20658, MS 20659, MS 20663, MS 20664, MS 20667, MS 20668, MS 21259, MS 21260</p> 	<p>AN944 Fittings, Lubrication Steel INACTIVE FOR DESIGN—USE MS 15001/2</p> 	<p>AN101901-102800 Bolt, Hex Head .190-.750 Steel 3A Fit Drilled Shank</p> 
<p>AN671-708 Tie Rods Steel CRES. Steel AN671</p> 	<p>AN950/955 Washer, Ball Socket/Ball Seat Steel AN950-AN955</p> 	<p>AN102801-103700 Bolt, Drilled Hex Head .190-.750 Steel 3A Fit Drilled Head, 1 Hole</p> 
<p>AN735-742 Clamps Al Alloy Steel CRES. Steel Available Styles: Loop, Hose, Tube, Plain Support AN742—Loop Type</p> 	<p>AN960-975 Washer, Flat Aluminum Al Alloy Brass Copper Steel CRES.</p> 	<p>AN103701-104600 Bolt, Drilled Hex Head .190-.750 Steel 3A Fit Drilled Head, 6 Holes</p> 
<p>AN753 Splice, Assembly and Tip Per Mil-S-6852 Assembly</p> 	<p>AN995 Lock Wire CRES. Steel Available in 1 LB. & 5 LB. Spools INACTIVE FOR DESIGN—USE MS 20995</p> 	<p>AN104601-105500 Bolt, Hex Head .190-.750 CRES. Steel 3A Fit</p> 
<p>AN756-849 Fittings, Aircraft Steel CRES. Steel Al Alloy AN822</p> 	<p>AN3054-3066 Nut, Coupling Conduit Al Alloy AN3055</p> 	<p>AN105501-106401 Bolt, Hex Head, Drilled Shank .190-.750 CRES. Steel 3A Fit Drilled Shank</p> 
<p>AN886-904 Gaskets, Fittings and Couplings Per Mil-R-3065, Mil-G-6183, Cork Bronze Mil-F-5509 AN893</p> 	<p>AN3195 Fastener, Snapslide CRES. Steel</p> 	<p>AN106401-107300 Bolt, CRES. Drilled Hex Head .190-.750 CRES. Steel 3A Fit Drilled Head, 1 Hole</p> 
<p>AN905-909 Plugs Bronze Steel Brass AN905</p> 	<p>AN3196-3199 Fastener, Snapslide CRES. Steel Available Styles Style I Style II Style III Style IV</p> 	<p>AN107301-108200 Bolt, CRES. Drilled Hex Head .190-.750 CRES. Steel 3A Fit Drilled Head, 6 Holes</p> 
<p>AN910-929 Fittings, Aircraft CRES. Steel Bronze Brass Al Alloy AN912</p> 	<p>AN6225-6230 Packing, "O" and "V" Ring Al Alloy "O" AND "V" RING</p> 	<p>AN115401-115600 Screws, Flat Fillister Head .190-.375 Steel 3A Fit</p> 
<p>AN931 Grommets Rubber Mil-G-3036 AN931</p> 	<p>AN6231 Scraper, Rod Hydraulic See AN-S-60 INACTIVE FOR DESIGN—USE MS 28776</p> 	<p>AN115601-115800 Screw, Flat Fillister, .190-.375 Steel 3A Fit Drilled Shank</p> 
<p>AN935 Washer, Lock, Spring Split Steel Bronze available in CRES. Medium and Light Series</p> 	<p>AN8013 Washer, Insulator Steel Al Alloy</p> 	<p>AN115801-116150 Screw, Flat Fillister .190-.375 Steel 3A Fit Drilled Head</p> 
<p>AN936 Tooth Lock Washer Steel Bronze available in CRES. Available Styles: Type A Internal Type B External Type C 82° Ctsk. Type D 100° Ctsk.</p> 	<p>AN101001-101900 Bolt, Hex Head .190-.750 Steel 3A Fit</p> 	<p>AN116901-117080 Screw, Oval Fillister Head .112-.164 Steel 2A Fit Drilled Undrilled</p> 

"A pessimist is someone who complains about the noise when opportunity knocks."

Michael Levin




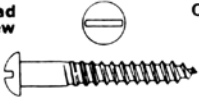

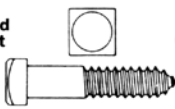
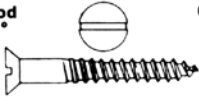

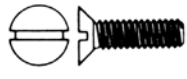










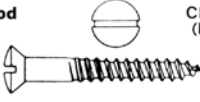
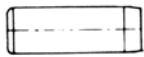

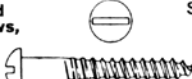
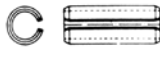

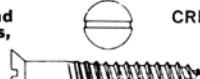







<p>AN121501-121550</p> <p>Nut, Plain  Steel CRES. Steel 3B Fit</p>	<p>AN150201-150400</p> <p>Pin, Lock  Steel Brass</p> <p>E1 Marking</p>	<p>MS 9060-9066</p> <p>Bolt, Machine 12 Point Ext. Washer Head High Temp.  AMS 5735 (A-286)</p> <p>EH19 Head Marking</p>
<p>AN121551-121600</p> <p>Nut, Castle  Steel CRES. Steel 3B Fit</p>	<p>AN150401-150450</p> <p>Nut-Hex, Check and Shear Slotted  Steel 3B Fit</p>	<p>MS 9068</p> <p>Packing "O" Ring  Silicone Rubber AMS 3304</p>
<p>AN121601-121925</p> <p>Pin, Flat Head Clevis .125-.500  Steel</p> <p>Drilled Shank</p>	<p>AN150501-170900</p> <p>Stud-Stepped  Steel 3A Fit</p>	<p>MS 9081</p> <p>Washer, Key-Double  Steel</p>
<p>AN122576-122600</p> <p>Washer, Plain  Steel</p>	<p>MS 9012-9014</p> <p>Retaining Rings  Beryllium Copper Steel</p> <p>Superceded by MS 16624/5</p> <p>External Internal</p>	<p>MS 9088-9094</p> <p>Bolt, Machine 12 Point Head Drilled  Steel</p> <p>E 11 Head Marking</p>
<p>AN122676-122775</p> <p>Pin, Dowel  Steel</p>	<p>MS 9016-MS 9017</p> <p>Bushing Screw, Slotted  Steel</p>	<p>MS 9099-9100</p> <p>Nut, Hex Connection  Aluminum CRES. Steel</p> <p>E 12 Marking Aluminum E 10 Marking CRES.</p>
<p>AN123020-123119</p> <p>Gasket  Aluminum- Asbestos Annular</p>	<p>MS 9018</p> <p>Insert, 18-1.5MM Aviation Spark Plug, Helical Coil  CRES. Steel</p> <p>SEE DESIGN STANDARD MS 9071</p>	<p>MS 9101-9104</p> <p>Bracket, 90° Angle .190-.375 Bolt  AMS 5510</p>
<p>AN123151-123750</p> <p>Rivet, Solid Universal Head and 100° CTSK Head  CRES. Steel Inconel</p>	<p>MS 9020-9021</p> <p>Packing "O" Ring  Rubber</p>	<p>MS 9105</p> <p>Pin, Lock  CRES. Steel</p>
<p>AN123851-124050</p> <p>Seal, Packing "O" Ring  Rubber</p>	<p>MS 9024-9025</p> <p>Clamp, Loop Types  AMS 6350 AMS 5510</p>	<p>MS 9122-9123</p> <p>Slotted Hex Head Machine Screw  Steel</p> <p>E 11 Head Marking</p>
<p>AN124951-125550</p> <p>Rivet, Solid Universal Head and 100° CTSK Head  CRES. Steel</p>	<p>MS 9033-9039</p> <p>Bolt, 12 Point High Temp.  AMS 5735 (A-286)</p> <p>EH19 Head Marking</p>	<p>MS 9146-9163</p> <p>Bolt, Machine 12 Point Head  Steel</p> <p>E 11 Head Marking</p>
<p>AN125551-125700</p> <p>Rivet, Solid Universal Head  Steel</p>	<p>MS 9047-9048</p> <p>Pin, Spring  Steel</p>	<p>MS 9164</p> <p>Pin, Dowel Oversize  Steel</p>
<p>AN125951-130774</p> <p>Studs-Straight .250-.625  Steel 3A Fit</p> <p>Drilled and Undrilled</p>	<p>MS 9058</p> <p>Ring, Back-Up  AMS 3651</p>	<p>MS 9165-9168</p> <p>Bolt, Brackets  Steel</p> <p>ALSO SEE MS 9101-04/MS 9228-31</p>

4 *People who say they sleep like babies usually don't have them.*
Leo J. Burke

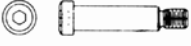
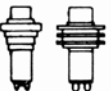
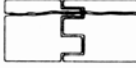
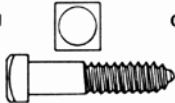
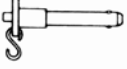


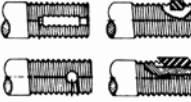

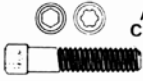

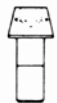
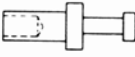
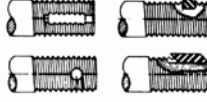

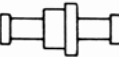




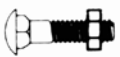



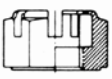





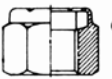


<p>MS 9169-9175</p> <p>Bolt, Machine 12 Point Head Drilled</p>  <p>Steel</p> <p>E 11 Head Marking</p>	<p>MS 9318/9</p> <p>Rivets 100° Flush Head and Universal Head</p>  <p>Monel</p>	<p>MS 9391-9395</p> <p>Clamp, Loop; Cushion; Strap Back Plate</p>  <p>CRES. Steel AMS 3303</p> <p>MS 9391</p>
<p>MS 9177/8-9183-9192</p> <p>Bolt, Machine Drilled and Undrilled</p>  <p>AMS 5735 (A-286) Steel</p> <p>EH 19 A-286 Head Marking E 11 Steel Head Marking</p>	<p>MS 9320-9321</p> <p>Washer, Flat</p>  <p>Steel CRES. Steel</p>	<p>MS 9403</p> <p>Rivet, Universal Head</p>  <p>AMS 5737 (A-286)</p>
<p>MS 9200-9201</p> <p>Nut, Plain Hex, Connection</p>  <p>Aluminum CRES. Steel</p> <p>E 12 Aluminum EH 5 CRES.</p>	<p>MS 9352-MS 9353/4</p> <p>Clamp, Loop</p>  <p>Aluminum</p>	<p>MS 9440-9459</p> <p>Bolt, Machine Hexagon Head Drilled and Undrilled</p>  <p>Steel</p>
<p>MS 9224</p> <p>Bolt, Machine 12 Point Head</p>  <p>AMS 5735 (A-286)</p> <p>EH 19 A-286 Head Marking</p>	<p>MS 9355</p> <p>Packing "O" Ring</p>  <p>Rubber AMS 7272</p>	<p>MS 9460</p> <p>Rivet, Solid 100° Flush Head</p>  <p>AMS 7235</p>
<p>MS 9228-9231</p> <p>Bracket, 90° Angle .190-.375 Bolt</p>  <p>AMS 5504</p>	<p>MS 9356/7</p> <p>Nut, Plain Hexagon</p>  <p>CRES. Steel A-286</p>	<p>MS 15000-15006</p> <p>Fittings, Lubrication</p>  <p>Steel Monel</p>
<p>MS 9241</p> <p>Packing "O" Ring</p>  <p>Rubber AMS 7272</p>	<p>MS 9358/9</p> <p>Nut, Castellated Hexagon</p>  <p>CRES. Steel A-286</p>	<p>MS 15795</p> <p>Washer, Flat</p>  <p>CRES. Steel Monel Copper Brass Al Alloy</p>
<p>MS 9245</p> <p>Cotter Pin</p>  <p>CRES. Steel</p> <p>Optional Ends</p> 	<p>MS 9360</p> <p>Nut, Plain Hex, Drilled Silver Plated</p>  <p>AMS 5735 (A-286)</p>	<p>MS 15820</p> <p>Washers, Lock (Special Design)</p>  <p>per Spec.</p>
<p>MS 9274</p> <p>Washer, Key- Double</p>  <p>CRES. Steel</p>	<p>MS 9361/2</p> <p>Nut, Plain Hexagon, Check (also Silver Plated)</p>  <p>CRES. Steel A-286</p>	<p>MS 15986-15988</p> <p>Stud, Plain Full Body</p>  <p>Steel Brass Monel</p>
<p>MS 9303-9312</p> <p>Stud, Shouldered Hex, Wrenching Drilled and Undrilled</p>  <p>Steel</p> <p>E 11 Marking</p>	<p>MS 9363/4</p> <p>Nut, Slotted Hexagon, Shear (also Silver Plated)</p>  <p>CRES. Steel A-286</p>	<p>MS 16036</p> <p>Belt, Aircraft Safety</p>  <p>See Mil-B-18461 (Wep)</p> <p>Complete Assembly and Individual Parts</p>
<p>MS 9316/7</p> <p>Screw, Machine Hexagon Head Slotted</p>  <p>Steel 2A Fit</p> <p>E 37 Head Marking</p>	<p>MS 9365-9367</p> <p>Bracket, Bolt, Flat</p>  <p>CRES. Steel</p>	<p>MS 16107</p> <p>Jacks, Tip, High Voltage</p>  <p>See Spec. (Ships)</p> <p>Color Coded</p>
<p>MS 9389/90</p> <p>Dowel Pin</p>  <p>AMS 5735 (A-286)</p>	<p>MS 16108</p> <p>Jacks, Tip Low Voltage</p>  <p>Bronze Copper</p>	

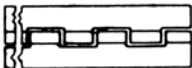








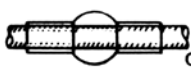




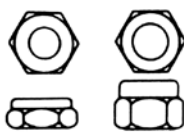














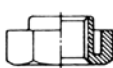

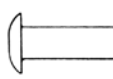


"Strength does not come from physical capacity. It comes from an indomitable will."

Michael de Montaigne

<p>MS 16187</p> <p>Studs, Full Thread Al Steel</p> 	<p>MS 16209</p> <p>See MS 16202 See Spec.</p> 	<p>MS 16228</p> <p>Nut, Self-Locking Hexagon, Hvy. Thin Nylon Insert CRES. Steel 3B Fit</p> 
<p>MS 16198</p> <p>Round Head Wood Screw Slotted CRES. Steel</p> 	<p>MS 16210</p> <p>Nut, Plain Hexagon, Machine Screw CRES. Steel 2B Fit</p> 	<p>MS 16230-16235</p> <p>Lag Bolt, Square Head Gimlet Point Steel Sil. Bronze CRES. Steel</p> 
<p>MS 16199</p> <p>Screw, Wood Slotted, 82° Flat Copper Sil</p> 	<p>MS 16211</p> <p>Nut, Plain Square Sil. Bronze</p> 	<p>MS 16268</p> <p>100° Flat Head Machine Screw Slotted Nylon 2A Fit</p> 
<p>MS 16200</p> <p>Pan Head, Screws, Machine Slotted CRES. Steel 2A Fit</p> 	<p>MS 16212</p> <p>Washers, Flat CRES. Steel Sil. Bronze</p> 	<p>MS 16285</p> <p>Nut, Hexagon Semi-Finished, Heavy Steel</p> 
<p>MS 16201</p> <p>Flat Head Bolt, Lag Sil. Bronze</p> <p>Cone Point</p> 	<p>MS 16213</p> <p>Washer, Lock External Tooth Non-Magnetic CRES. Steel Phos. Bronze</p> 	<p>MS 16286</p> <p>Nuts, Hexagon Finished To 1000° F. Steel 2B Fit</p> 
<p>MS 16202/16209</p> <p>Square Head Bolt, Lag Gimlet Point CRES. Steel Sil. Bronze</p> 	<p>MS 16214</p> <p>Washer, Lock, Spring, Split CRES. Steel</p> 	<p>MS 16535/6</p> <p>Rivet, Tubular Oval Head; Countersunk Head Brass Al Alloy Monel Copper Steel CRES.</p> 
<p>MS 16203</p> <p>Nuts, Plain Hexagon, Jam and Finished CRES. Steel 2B Fit</p> <p>Full Jam</p> 	<p>MS 16215</p> <p>Screw, Wood Slotted Oval Head CRES. Steel (Non-Mag.)</p> 	<p>MS 16555/6</p> <p>Dowel Pins Straight Alloy Steel CRES. Steel</p> 
<p>MS 16205</p> <p>Bolt, Machine Semi-Finished Hexagon Head Sil. Bronze 2A Fit</p> 	<p>MS 16216</p> <p>Round Head Wood Screws, Slotted Sil. Bronze</p> 	<p>MS 16562</p> <p>Spring Pins Steel CRES. Steel</p> 
<p>MS 16206</p> <p>Bolt, Machine Hexagon Head Reg. Semi-Finished Al Alloy 2A Fit</p> 	<p>MS 16217</p> <p>82° Flat Head Wood Screws, Slotted CRES. Steel</p> 	<p>MS 16593</p> <p>Rivet, Solid 78° Flat Head Aluminum</p> 
<p>MS 16207</p> <p>Carriage Bolt, Round Head Sil. Bronze 2A Fit</p> 	<p>MS 16218</p> <p>82° Flat Head Machine Screws Slotted Sil. Bronze 2A Fit</p> 	<p>MS 16600</p> <p>Washer, Flat Leather</p> 
<p>MS 16208</p> <p>Hexagon Head Machine Bolt, Semi-Finished CRES. Steel 2A Fit</p> 	<p>MS 16219</p> <p>82° Flat Head Cap Screws Slotted CRES. Steel</p> 	<p>MS 16624-16634</p> <p>Retaining Rings Steel CRES. Steel Beryllium Copper</p> 








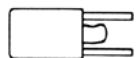




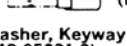




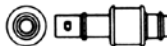





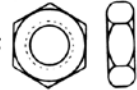
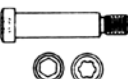
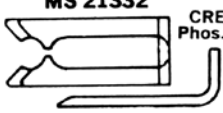





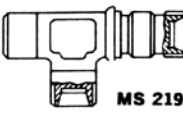




6 *“If the average person realised the power he wields over his life and destiny, he would live in a perpetual state of wonder and thanksgiving.”*
Earl Nightingale

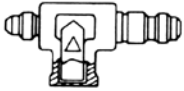

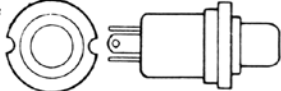







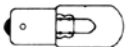
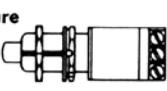
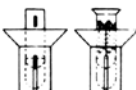

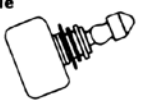
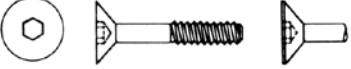


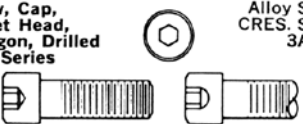


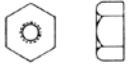






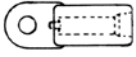



<p>MS 16637-16638</p> <p>Shoulder Screw Hexagon Socket</p>  <p>Alloy Steel Available in CRES. 3A Fit</p>	<p>MS 17974/5</p> <p>Switch, Moistureproof Push-Push Action</p>  <p>Per Mil-S 6743</p>	<p>MS 20001</p> <p>Hinge, Structural</p>  <p>Al Alloy</p> <p>Supersedes AN252</p>
<p>MS 16992</p> <p>Bolt, Lag Square Head Gimlet Point</p>  <p>Steel CRES. Steel Sil. Bronze</p>	<p>MS 17984-17990</p> <p>Pin, Quick-Release Assemblies Available in Button Handle, "T" Handle, "L" Handle, Ring Handle</p>  <p>CRES. Steel Alloy Steel Al Alloy</p>	<p>MS 20002</p> <p>Washers, Countersunk and Plain</p>  <p>Alloy Steel</p> <p>Under Bolt Head Under Nut</p> <p>Supersedes NAS 143</p>
<p>MS 16994</p> <p>Nut, Plain Knurled</p>  <p>Brass CRES. Steel 2B Fit</p>	<p>MS 18063/4</p> <p>Set Screw, Self-Locking, Hex Socket (250°F)—per MS 15981</p>  <p>Alloy Steel CRES. Steel 3A Fit</p>	<p>MS 20003</p> <p>Indicator Humidity Card</p>  <p>Paper</p>
<p>MS 16995-16998</p> <p>Hexagon Socket Cap Screws 1960 Series Coarse and Fine</p>  <p>Alloy Steel CRES. Steel 3A Fit</p>	<p>Cup Point (Nylok®—Long-Lok®) For Non-Locking Set Screws—See AN565</p> 	<p>MS 20004-20024</p> <p>Bolts, Internal Wrenching</p>  <p>Alloy Steel 3A Fit</p>
<p>MS 17121-17123</p> <p>Terminal, Stud Turret</p>  <p>Brass</p>	<p>MS 18065/6</p> <p>Set Screw, Self-Locking, Hex Socket (250°F)—per MS 15981</p>  <p>Alloy Steel CRES. Steel 3A Fit</p>	<p>MS 20033-20046</p> <p>Bolt, Machine, Hexagon Head 1200°F</p>  <p>CRES. Steel 3A Fit</p> <p>1200 Head Marking</p>
<p>MS 17155-17158</p> <p>Terminal, Stud, Feedthru</p>  <p>Brass</p>	<p>Flat Point (Nylok®—Long-Lok®) For Non-Locking Set Screw—See AN565</p> 	<p>MS 20065-20068</p> <p>Key, Machine (Feather)</p>  <p>Steel Alloy Steel CRES. Steel</p>
<p>MS 17160</p> <p>Clip, Spring Tension</p>  <p>Steel Beryllium Copper</p>	<p>MS 18067/8</p> <p>Set Screw, Self-Locking, Hex Socket (250°F)—per MS 15981</p>  <p>Alloy Steel CRES. Steel 3A Fit</p>	<p>MS 20069</p> <p>Bolt Carriage With Hex Nut</p>  <p>Steel 2A & 2B Fit</p>
<p>MS 17293-17303</p> <p>Stud-Stepped</p>  <p>Steel 3A Fit</p> <p>Drilled and Undrilled</p>	<p>Cone Point (Nylok®—Long-Lok®) For Non-Locking Set Screw—See AN565</p> 	<p>MS 20073-20074</p> <p>Bolt, Machine Aircraft Drilled Head</p>  <p>Steel Available in CRES. 3A Fit</p> <p>Supersedes AN73-AN81</p>
<p>MS 17825/6</p> <p>Nut, Self-Locking, Castellated, 250°F. Nylon Insert</p>  <p>Alloy Steel 3B Fit</p>	<p>MS 19059-19064</p> <p>Ball, Bearing</p>  <p>Alloy Steel CRES. Steel Brass Bronze K-Monel</p>	<p>MS 20115</p> <p>Shackle-Wire, Rope</p>  <p>CRES. Steel Al Alloy Steel</p> <p>Supersedes AN115</p>
<p>MS 17828</p> <p>Nut, Self-Locking (Nylon Insert) 250°F, Regular Height</p>  <p>Monel</p>	<p>MS 19069/70</p> <p>Washer, Key, Retaining</p>  <p>Steel Alloy Steel CRES. Steel</p>	<p>MS 20219-20221</p> <p>Pulley, Groove, Aircraft</p>  <p>Al Alloy Phenolic</p> <p>MS 20219 SUPERSEDES AN219-AN221</p>
<p>MS 17829/30</p> <p>Nuts, Self-Locking Nylon Insert, 250°F</p>  <p>CRES. Steel Steel 3B Fit</p> <p>Regular Height</p>	<p>MS 20000</p> <p>Turnbuckle Assembly</p>  <p>Per Mil-T-5685</p> <p>Also See AN155 and AN165</p>	<p>MS 20253</p> <p>Pin, Hinge</p>  <p>CRES. Steel</p> <p>For Use with MS 20257 and MS 20001 SUPERSEDES AN253</p>






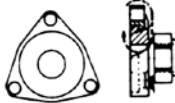




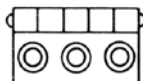

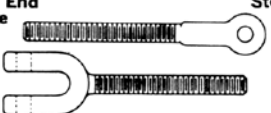


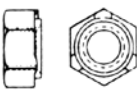
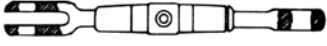



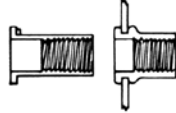











<p>MS 20257</p>  <p>Hinge, Continuous Al Alloy CRES. Steel</p> <p>SUPERSEDES AN257</p>	<p>MS 20658-20659</p> <p>Terminal Wire Rope, Fork End; Lug Crimp Style</p> <p>Steel CRES. Steel Copper Bronze</p>   <p>MS 20658 SUPERSEDES AN658/AN659</p>	<p>MS 21207</p> <p>100° Flathead Tapping Screw</p> <p>Steel CRES. Steel</p>      <p>Type B Type BF Type BG Type BT</p>
<p>MS 20270-20271</p> <p>Joint Universal</p>  <p>Per Mil-J 6193A</p> <p>SUPERSEDES AN270/AN271</p>	<p>MS 20663-20664</p> <p>Ball End, Wire Rope Swaging</p> <p>Steel CRES. Steel</p>  <p>SUPERSEDES AN663/AN664</p>	<p>MS 21208-21209</p> <p>Insert, Screw Thread, Helical Coil</p> <p>CRES. Steel</p>  <p>(Free Running and Lock Thread)</p>
<p>MS 20341</p> <p>Nut, Plain Hexagon Electrical</p>  <p>Brass 2B Fit</p> <p>SUPERSEDES AN341</p>	<p>MS 20667-20668</p> <p>Terminal Wire Rope Fork End; Eye End</p>  <p>MS 20667 SUPERSEDES AN667/AN668</p>	<p>MS 21250</p> <p>Bolt, 12PT External Wrenching</p>  <p>Alloy Steel 3A Fit</p>
<p>MS 20364/5</p> <p>Nut, Self-Locking 250°F</p> <p>Steel Al Alloy Monel Available in CRES. 3B Fit</p>  <p>MS 20364 MS 20365 SUPERSEDES AN364/AN365</p>	<p>MS 20757-20913</p> <p>Fittings, Elbows, and Connectors</p>  <p>Al Alloy Steel Brass CRES. Steel</p>	<p>MS 21251</p> <p>Turnbuckle Body, Clip Locking</p>  <p>Steel Brass Aluminum</p> <p>SUPERSEDES AN155, NAS5649 (SEE NOTES)</p>
<p>MS 20392</p> <p>Pin, Headed Drilled Shank (Clevis)</p>  <p>Steel Available in CRES.</p> <p>SUPERSEDES AN392-AN406</p>	<p>MS 20822</p> <p>SUPERSEDES AN757-AN913</p>	<p>MS 21252-21253</p> <p>Clevis End, Turn Buckle, Clip Locking</p>  <p>Steel Alloy Steel</p> <p>SUPERSEDES AN161, AN162; NAS645 NAS646 (SEE NOTES)</p>
<p>MS 20426-20470</p> <p>Rivets, Solid and Tubular</p>  <p>Aluminum Al Alloy CRES. Steel Monel Copper Steel</p> <p>100° CTSK</p> <p>Round Head Flat Head Universal Head</p> <p>SUPERSEDES AN426/AN427 (In Part) AN435/AN450/AN470</p>	<p>MS 20995</p> <p>Wire, Lock</p>  <p>CRES. Steel</p> <p>SUPERSEDES AN995</p>	<p>MS 21254-21255</p> <p>Eye End, Turn Buckle</p>  <p>Steel Alloy Steel</p> <p>SUPERSEDES AN165, AN170; NAS648, NAS647 (SEE NOTES)</p>
<p>MS 20500-20501</p> <p>Nuts, Self-Locking Hexagon and Plate 1200°F</p>  <p>CRES. Steel 3B Fit</p> <p>MS 20500</p>	<p>MS 21000-21001</p> <p>Pin, Flathead Hi-Shear</p>  <p>Steel (Heat Treated)</p>	<p>MS 21256</p> <p>Clip, Locking Turn Buckle</p>  <p>CRES. Steel</p>
<p>MS 20500-20501</p> <p>Nuts, Self-Locking Hexagon and Plate 1200°F</p>  <p>CRES. Steel 3B Fit</p> <p>MS 20500</p>	<p>MS 21025</p> <p>Nut, Castellated Bearing Retaining</p>  <p>Steel Alloy Steel 3B Fit</p> <p>Inactive for Design</p>	<p>MS 21258</p> <p>Washer, Key Retaining</p>  <p>Steel</p> <p>SUPERSEDES AN7503</p>
<p>MS 20600-20606</p> <p>Rivet, Blind Structural & Non-Structural</p>  <p>Al Alloy Monel</p> <p>MS 20600</p>	<p>MS 21040</p> <p>Nut, Self-Locking Hexagonal, 500°F</p>  <p>Steel</p> <p>INACTIVE FOR DESIGN— USE MS 21042</p>	<p>MS 21259-21260</p> <p>Terminal Wire Rope, Stud</p>  <p>SUPERSEDES AN666/AN669</p>
<p>MS 20613-20615</p> <p>Rivet, Solid Universal</p>  <p>Steel CRES. Steel Monel Copper</p> <p>SUPERSEDES MS 20435 (In Part)</p>	<p>MS 21042-21046</p> <p>Nut, Self-Locking Ring Base</p>  <p>Steel CRES. Steel Al Alloy Monel</p> <p>SUPERSEDES MS 20365, AN365, NAS1021, AN363</p>	<p>MS 21261</p> <p>Woodruff Key, Chamfered</p>  <p>Alloy Steel Available in CRES.</p> <p>SUPERSEDES AN280 (In Part)</p>


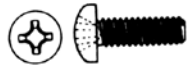
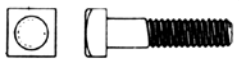

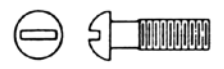
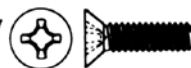


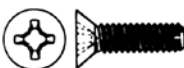

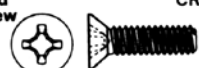

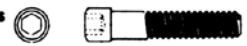



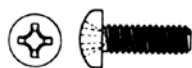

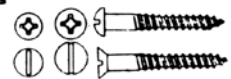








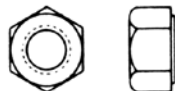
8 *Did you know...*









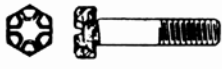


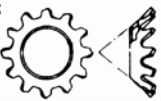







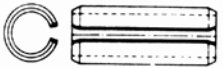
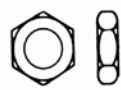



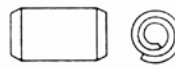







Our eyes are always the same size from birth, but our nose and ears never stop growing.

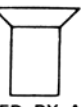




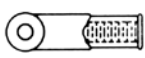


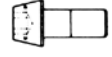

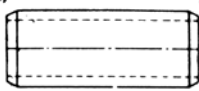

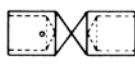


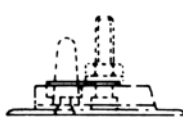
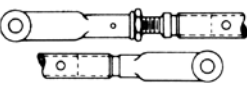




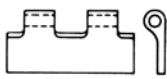
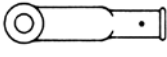
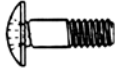


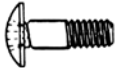
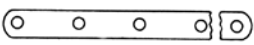


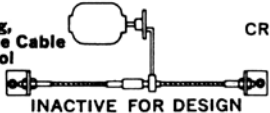


<p>MS 21262</p> <p>Socket Head Cap Screw (Hex) Self-Locking 250° F. 1960 Series</p>   <p>Alloy Steel Available in CRES. 3A Fit</p> <p>Head Marking</p>	<p>MS 21316-21317</p> <p>Thumbscrew With and Without Shoulder</p>   <p>Steel 2A Fit</p> <p>Shoulder Plain</p>	<p>MS 21921-21935</p> <p>Fittings, Flareless Tubing and Cluster</p>  <p>Steel Al Alloy CRES. Steel</p> <p>MS 21926</p>
<p>MS 21264</p> <p>Nut, Jam, Drilled—Pipe Fitting</p>  <p>CRES. Steel</p> <p>SEE AN924-8</p>	<p>MS 21318</p> <p>Round Head Drive Screw</p>  <p>Steel CRES. Steel</p> <p>Type "U" Point</p>	<p>MS 21982</p> <p>Lamp, 28 Volt Incandescent</p> 
<p>MS 21266</p> <p>Grommet Plastic Edging</p>  <p>Nylon TFE</p>	<p>MS 21321</p> <p>Switch, Sealed Sensitive</p>  <p>CRES. Steel Steel</p>  <p>HEX NUT (1-5/8-24 NEF)</p>  <p>Lockwasher (Internal tooth)</p>  <p>Washer, Keyway (MS 25081-3)</p>	<p>MS 22002</p> <p>Link, Parachute Removable Connector</p>  <p>Steel</p> <p>MS 22003-22010</p> <p>Link, Lap, Aircraft Safety Belt; Bar Adjuster; Shoulder Harness; Release</p>  <p>Steel See AN6043</p>
<p>MS 21268-21271</p> <p>Screws, Instrument National Miniature Slotted</p>  <p>Brass CRES. Steel</p> <p>Fillister Head Pan Head 100° Flat Head Binding Head</p>	<p>MS 21322/3</p> <p>Clamp, Loop Plain and Cushioned</p>  <p>Aluminum Al Clad</p>	<p>MS 22011-22022</p> <p>Connectors Parachute</p>  <p>CRES. Steel</p>
<p>MS 21277-21294</p> <p>Screw, Bolt 12 Pt. Extended Washer Head Drilled and Undrilled</p>  <p>AMS535 (A-286) 3A Fit</p>	<p>MS 21324-7</p> <p>Snapslide Fasteners Style III, IV</p>  <p>CRES. Steel</p>	<p>MS 22040-22048</p> <p>Parachute Harness, Connectors</p>  <p>Steel CRES. Steel Titanium Brass</p>
<p>MS 21295</p> <p>Socket Head Cap Screw (Hex) Self-Locking 250° F. 1960 Series</p>  <p>CRES. Steel Available in Alloy Steel 3A Fit</p> <p>Head Marking</p>	<p>MS 21331</p> <p>Nut, Plain, Clinch</p>  <p>Steel 2B Fit</p>	<p>MS 24017</p> <p>Nut, Plain Hexagon, Mounting</p>  <p>Brass Steel 2B Fit</p>
<p>MS 21301</p> <p>Bolt, Shoulder Hex and Spline Socket</p>  <p>Steel 3A Fit Available in CRES.</p>	<p>MS 21332</p> <p>Fastener, Snapslide</p>  <p>CRES. Steel Phos. Bronze</p> <p>SUPERSEDES AN3195</p>	<p>MS 24127</p> <p>Nut, Plain Hexagon</p>  <p>Nylon 2B Fit</p>
<p>MS 21304</p> <p>Nut, Plain Square</p>  <p>Steel 2B Fit</p>	<p>MS 21333-21334</p> <p>Clamp, Loop Plain and Cushioned</p>  <p>Steel</p>	<p>MS 24318</p> <p>Switch, Push</p>  <p>Al Alloy</p>
<p>MS 21305-21308</p> <p>Washers; Cushion, Flat Round, Flat Square, Saddle</p>  <p>Steel</p> <p>Flat Round Flat Square</p>	<p>MS 21900-21918</p> <p>Fittings, Flareless Tube</p>  <p>CRES. Steel Steel Al Alloy</p> <p>MS 21912</p>	<p>MS 24319</p> <p>Boot, Joggle Switch</p>  <p>Silicone</p> <p>SUPERSEDES AN3224/AN3247 Inactive For Design—Use MIL-B-5423/3</p>
<p>MS 21314-21315</p> <p>Strap, Retaining Two Hole, For Pipe Conduit, Cable and Tubing</p>  <p>Steel</p>	<p>MS 21919-21920</p> <p>Clamp, Loop and Hose</p>  <p>Al Alloy Steel CRES. Steel</p>	<p>MS 24371</p> <p>Boot, Toggle Switch</p>  <p>Silicone</p>

<p>MS 24388-24405</p> <p>Fittings, Flared and Flareless</p>  <p>Al Alloy CRES. Steel</p> <p>MS 24388</p>	<p>MS 24639-24642</p> <p>Tapping Screws Type "B" Slotted</p>  <p>Steel CRES. Steel</p> <p>82° Flat Head Pan Head</p>	<p>MS 25089</p> <p>Switch, Push, Moistureproof</p> 									
<p>MS 24566</p> <p>Pulley, Control</p>  <p>Non-Metallic</p> <p>REPLACES AN210 (In Part)</p>	<p>MS 24643-24646</p> <p>Tapping Screws Type "BF" Slotted</p>  <p>Steel CRES. Steel</p> <p>82° Flat Head Pan Head</p>	<p>MS 25221-25225</p> <p>Guard, 2 or 3 Position Toggle Switch</p>  <p>Steel Plastic</p>									
<p>MS 24583</p> <p>82° Flat Head Machine Screw Phillips Recessed</p>  <p>Steel 2A Fit</p> <p>REPLACES MS 35192/31 (In Part)</p>	<p>MS 24647-24650</p> <p>Tapping Screws Thread Cutting Type "F" Slotted</p>  <p>Steel CRES. Steel</p> <p>82° Flat Head Pan Head</p>	<p>MS 25226-25227</p> <p>Bus, Terminal Board; Strip</p>  <p>Copper Plastic</p>									
<p>MS 24584</p> <p>Pan Head Machine Screw—Phillips Recess</p>  <p>Steel 2A Fit</p> <p>REPLACES MS 35208/9 (In Part)</p>	<p>TAPPING SCREW STYLE CHART</p> <table border="0"> <tr> <td>TYPE "A"</td> <td>TYPE "B"</td> <td>TYPE "BF"</td> </tr> <tr> <td>TYPE "BG"</td> <td>TYPE "BT"</td> <td>TYPE "D"</td> </tr> <tr> <td>TYPE "F"</td> <td>TYPE "G"</td> <td>TYPE "T"</td> </tr> </table>	TYPE "A"	TYPE "B"	TYPE "BF"	TYPE "BG"	TYPE "BT"	TYPE "D"	TYPE "F"	TYPE "G"	TYPE "T"	<p>MS 25231-25243</p> <p>Lamps, Incandescent</p> 
TYPE "A"	TYPE "B"	TYPE "BF"									
TYPE "BG"	TYPE "BT"	TYPE "D"									
TYPE "F"	TYPE "G"	TYPE "T"									
<p>MS 24594</p> <p>Switch, Sensitive-Plunger Type—High Temperature</p>  <p>CRES. Steel</p>	<p>MS 24661/2</p> <p>Rivet, Blind, Drive, CTSK. & Universal</p>  <p>Aluminum Steel</p>	<p>MS 25256-25258</p> <p>Light, Indicators</p> 									
<p>MS 24612-24614</p> <p>Switches, Toggle</p>  <p>Per Mil-S-8834</p>	<p>MS24667-24672</p> <p>Screw, Cap, Socket Head, Flat Countersunk, 82°</p>  <p>Alloy Steel CRES. Steel</p>	<p>MS 25281</p> <p>Clamp, Loop-Plastic</p>  <p>Nylon</p> <p>SUPERSEDES MS 39014</p>									
<p>MS 24615-24618</p> <p>Tapping Screws Type "A" Phillips Recessed</p>  <p>Steel CRES. Steel</p> <p>82° Flat Head Pan Head</p>	<p>MS24673-24678</p> <p>Screw, Cap, Socket Head, Hexagon, Drilled 1960 Series</p>  <p>Alloy Steel CRES. Steel 3A Fit</p>	<p>MS 25301</p> <p>Boot, Circuit Breaker</p>  <p>Silicone Rubber</p>									
<p>MS 24619-24622</p> <p>Tapping Screws Type "B" Phillips Recessed</p>  <p>Steel CRES. Steel</p> <p>82° Flat Head Pan Head</p>	<p>MS 24689</p> <p>Nut, Plain Hexagon Track</p>  <p>Steel Alloy Steel</p>	<p>MS 25311-25312</p> <p>Ferrule, Shield Grounding and Tool</p>  <p>Brass Nylon Mil-F-21608</p>									
<p>MS 24623-24626</p> <p>Tapping Screws Type "BF" Phillips Recessed</p>  <p>Steel CRES. Steel</p> <p>82° Flat Head Pan Head</p>	<p>MS 24692</p> <p>Pin, Tapered Plain</p>  <p>Steel CRES. Steel</p>	<p>MS 25397</p> <p>Light Indicator</p>  <p>CANCELLED—No Superseding Standard</p>									
<p>MS 24627-24630</p> <p>Tapping Screws Thread Cutting Type "F" Phillips Recessed</p>  <p>Steel CRES. Steel</p> <p>82° Flat Head Pan Head</p>	<p>MS 25081</p> <p>Washer Key</p>  <p>Steel CRES. Steel</p>	<p>MS 25435-25438</p> <p>Terminal Lug, Crimp Style, Aircraft</p>  <p>Aluminum</p>									
<p>MS 24635-24638</p> <p>Tapping Screws Type "A" Slotted</p>  <p>Steel CRES. Steel</p> <p>82° Flat Head Pan Head</p>	<p>MS 25087</p> <p>Screw, Externally Relieved Body</p>  <p>Steel Class 2 Fit</p>	<p>MS 25440</p> <p>Washer, Flat</p>  <p>Steel Brass</p> <p>For Use with Aircraft Aluminum Terminals</p>									

<p>MS 27039</p> <p>Pan Head, Machine Screw Phillips</p>  <p>Al Alloy Mang. Bronze Alloy Steel CRES. Steel (A-286) 3A Fit</p>	<p>MS 27952</p> <p>Nut, Plain Hexagon Left Hand</p>  <p>Steel</p>	<p>MS 28741</p> <p>Hose Assembly</p>  <p>SUPERSEDES AN6264, AN6271</p>
<p>MS 27040</p> <p>Nuts, Plain Square</p>  <p>Steel</p>	<p>MS 27953-27954</p> <p>Bolt, Hook; Body; Turn-Buckle</p>  <p>Steel</p>	<p>MS 28742-28747</p> <p>Fitting, End Hose, Swivel</p>  <p>Al Alloy Steel</p>
<p>MS 27051</p> <p>Washer, Slotted</p>  <p>Steel Available in CRES.</p>	<p>MS 27955</p> <p>Nut, Plain Round, Spanner</p>  <p>Alloy Steel</p>	<p>MS 28749-28750</p> <p>Elbow, Swivel</p>  <p>Al Alloy</p>
<p>MS 27111-27112</p> <p>Washer, Key-Flat; Key-Bent</p>  <p>Steel Alloy Steel</p> <p>MS 27111</p>	<p>MS 27956-27964</p> <p>Hinge, Butt</p>  <p>Steel Aluminum Brass Bronze</p>	<p>MS 28751</p> <p>Hose, Assembly High Pressure</p>  <p>Per Mil-H-5512</p>
<p>MS 27120</p> <p>Clevis, Rod End Turn Buckle</p>  <p>Steel</p>	<p>MS 27965-27973</p> <p>Hasp-Hinged</p>  <p>Steel</p>	<p>MS 28752-28755</p> <p>Fitting End, Self-Sealing</p>  <p>Al Alloy</p>
<p>MS 27128</p> <p>Nut, Plain, Welding</p>  <p>Steel</p>	<p>MS 27974</p> <p>Turnbuckles Assemblies</p>  <p>Steel</p>	<p>MS 28756-28759</p> <p>Hose Assembly</p>  <p>SUPERSEDES AN6292 (In Part)</p>
<p>MS 27129</p> <p>Washer, Finishing Countersunk 80°-82°</p>  <p>Brass Steel CRES. Steel</p>	<p>Bolt, Eye-MS 27950 Body-MS 27954 Bolt, Hook-MS 27953 Clevis Rod End-MS 27120 Nut Plain L.H. MS 27952 Studwelding MS 27951 Nut Plain R.H. MS 35691</p>	<p>MS 28774</p> <p>Retainer</p> 
<p>MS 27130-27131</p> <p>Nut, Blind Rivet</p>  <p>Steel Al Alloy</p>	<p>MS 27975-27976</p> <p>Clevis, Rod End</p>  <p>Steel</p>	<p>MS 28775</p> <p>Packing "O" Ring</p>  <p>Per Mil-P-25732</p>
<p>MS 27183</p> <p>Washer, Flat Round</p>  <p>Steel</p> <p>SUPERSEDES MS 15795 (In Part)</p>	<p>MS 27977-86</p> <p>Fasteners, Snap Styles 1, 1A, 1B, 2, 2A, 3, 4, 5, 6, 7</p>  <p>Brass</p>	<p>MS 28776</p> <p>Scraper Hydraulic Piston Rod</p>  <p>Per Mil-S-5049</p>
<p>MS 27186-27187</p> <p>Plug, End, Seal</p>  <p>Plastic</p>	<p>MS 27990</p> <p>Pin, Straight Hinge</p>  <p>Aluminum Brass Steel CRES. Steel Bronze</p>	<p>MS 28777</p> <p>Ring, Hydraulic Fitting</p>  <p>Mil-R-5521</p>
<p>MS 27950-27951</p> <p>Bolt, Eye; Stud Welding Turnbuckle</p>  <p>Steel</p>	<p>MS 28720</p> <p>Filter, Aircraft Hydraulic</p>  <p>Per Mil-F-5504</p>	<p>MS 28778</p> <p>Packing—Preformed</p>  <p>Mil-G-5510</p>






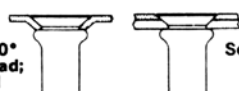

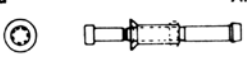
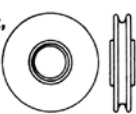






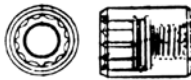



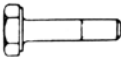
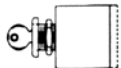



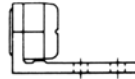







<p>MS 28782-28783</p> <p>Retainer, Packing; Ring Back-Up</p>  <p>Teflon</p>	<p>MS 35216-35217</p> <p>Pan Head Machine Screw Phillips Recessed</p>  <p>CRES. Steel 2A Fit</p>	<p>MS 35354-35356</p> <p>Bolt, Machine Square Head Unfinished</p>  <p>Steel 2A Fit</p> <p>Coarse Thread Only</p>
<p>MS 35188-35193</p> <p>82° Flat Head Machine Screw Phillips Recessed</p>  <p>Steel 2A Fit</p> <p>Coarse and Fine Threads CANCELLED—USE MS 24583</p>	<p>Coarse and Fine Thread</p>	<p>MS 35357-35366</p> <p>Machine Screw Designs (Inactive)</p> 
<p>MS 35194-35197</p> <p>82° Flat Head Machine Screw Phillips Recessed</p>  <p>Steel 2A Fit</p> <p>Coarse and Fine Threads CANCELLED—IN PART</p>	<p>MS 35218-35219</p> <p>Pan Head Machine Screw Phillips Recessed</p>  <p>Al Alloy 2A Fit</p>	<p>MS 35425-35426</p> <p>Nut, Plain Wing</p>  <p>Steel Brass Available in CRES. Steel 2B Fit</p> <p>Coarse and Fine Thread SUPERSEDES AN350 (In Part)</p>
<p>MS 35198-35199</p> <p>82° Flat Head Machine Screw Phillips Recessed</p>  <p>Brass 2A Fit</p> <p>Coarse and Fine Threads SUPERSEDES MS 35196, MS 35245, MS 35247, MS 35358 (In Part) and MS 35363 (In Part)</p>	<p>Coarse and Fine Thread SUPERSEDES MS 35235, MS 35313 and In Part MS 35357, MS 35359, MS 35362; MS 35364-MS 35366, AN515 and AN526</p>	<p>MS 35430-35433</p> <p>Terminal, Lug, Solder Type</p>  <p>Copper</p>
<p>MS 35200-35201</p> <p>82° Flat Head Machine Screw Phillips Recessed</p>  <p>CRES. Steel 2A Fit</p> <p>Coarse and Fine Thread</p>	<p>MS 35221-35236</p> <p>Pan Head Machine Screw Slotted</p>  <p>Al Alloy Brass Steel CRES. Steel 2A Fit</p> <p>Coarse and Fine Thread</p>	<p>MS 35455-35461</p> <p>Cap Screw, Socket Head Hexagon 1936 Series</p>  <p>Alloy Steel CRES. Steel 3A Fit</p> <p>Coarse and Fine Thread</p>
<p>MS 35202-35203</p> <p>82° Flat Head Machine Screw Phillips Recessed</p>  <p>Al Alloy 2A Fit</p> <p>Coarse and Fine Thread SUPERSEDES MS 35251, MS 35358 (In Part), MS 35363 (In Part)</p>	<p>MS 35237-35262</p> <p>82° Flat Head Machine Screw Slotted</p>  <p>Al Alloy Brass Steel CRES. Steel 2A Fit</p> <p>Coarse and Fine Thread</p>	<p>MS 35489-35490</p> <p>Grommets</p>  <p>Rubber</p>
<p>MS 35204-35211</p> <p>Pan Head Machine Screw Phillips Recessed</p>  <p>Steel Per FF-S-92 2A Fit</p> <p>Coarse and Fine Thread Use MS 24584 Cancelled—(In Part)</p>	<p>MS 35263-35278</p> <p>Drilled Fillister Head Slotted</p>  <p>Al Alloy Brass Steel CRES. Steel 2A Fit</p> <p>Coarse and Fine Thread</p>	<p>MS 35492-35495</p> <p>Wood Screws Phillips Recessed, Slotted</p>  <p>Brass Steel</p> <p>82° Flat Head Round Head</p>
<p>MS 35212-35215</p> <p>Pan Head Machine Screw Phillips Recessed</p>  <p>Brass 2A Fit</p> <p>Coarse and Fine Thread SUPERSEDES MS 35229, MS 35364, MS 35366; AN515 and AN520 (In Part)</p>	<p>MS 35289-35314</p> <p>Cap Screw Hexagon Head Finished</p>  <p>Al Alloy Alloy Steel Steel CRES. Steel Brass Monel 2A Fit</p>	<p>MS 35649-35650</p> <p>Nut, Plain, Hex Machine Screw</p>  <p>Steel CRES. Steel 2B Fit</p> <p>Coarse and Fine Thread</p>
<p>MS 35212-35215</p> <p>Pan Head Machine Screw Phillips Recessed</p>  <p>Brass 2A Fit</p> <p>Coarse and Fine Thread SUPERSEDES MS 35229, MS 35364, MS 35366; AN515 and AN520 (In Part)</p>	<p>MS 35333-35336</p> <p>Washer, Lock Toothed</p>  <p>Steel CRES. Steel Phos. Bronze</p>	<p>MS 35671-35679</p> <p>Grooved Pin, Headless</p>  <p>Brass Steel CRES. Steel</p>
<p>MS 35212-35215</p> <p>Pan Head Machine Screw Phillips Recessed</p>  <p>Brass 2A Fit</p> <p>Coarse and Fine Thread SUPERSEDES MS 35229, MS 35364, MS 35366; AN515 and AN520 (In Part)</p>	<p>MS 35337-35340</p> <p>Lock Washer Split, Spring Light, Medium Heavy, Extra Heavy</p>  <p>Steel CRES. Steel Phos. Bronze Monel</p>	<p>MS 35690-35691</p> <p>Nut, Plain Hexagon Finished, Jam</p>  <p>Steel CRES. Steel 2B Fit</p> <p>Finished Jam Slotted Coarse and Fine Thread</p>


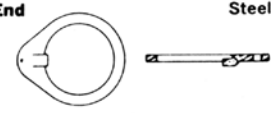

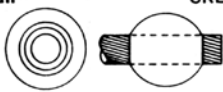


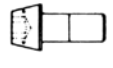



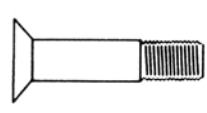



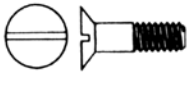
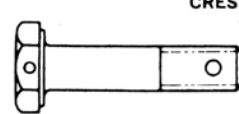

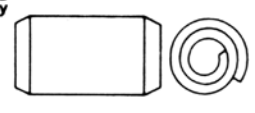


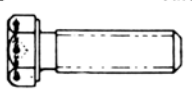
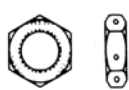

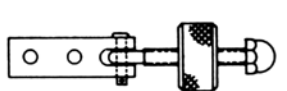
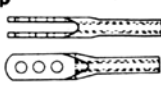
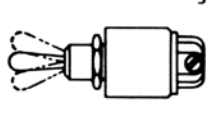

<p>MS 35743-35745</p> <p>Rivets</p>  <p>Steel Copper</p> <p>Per 90° CTSK. Belt</p>	<p>MS 45905</p> <p>Nut, Plain Hexagon Left Hand</p>  <p>Steel CRES. Steel 2B Fit</p>	<p>MS 122026-122075</p> <p>Washer, Lock Spring</p>  <p>Steel</p>																
<p>MS 35751-35754</p> <p>Carriage Bolt, Round Head; Truss Head; Flat Elevator; Plow</p>  <p>Steel 2A Fit</p> <p>Coarse Thread</p>	<p>MS 51017-51052</p> <p>Set Screws Hexagon Socket</p>  <p>Alloy Steel CRES. Steel 3A Fit</p> <p>Coarse and Fine Thread</p>	<p>MS 122076-122275</p> <p>Insert, Helical Coil</p>  <p>CRES.</p>																
<p>MS 35756</p> <p>Key, Woodruff</p>  <p>Alloy Steel</p>	<table border="1" data-bbox="571 515 1013 631"> <thead> <tr> <th colspan="4">SET SCREW POINT STYLES</th> </tr> </thead> <tbody> <tr> <td>Cup Point</td> <td>Knurled</td> <td colspan="2">Hexagon</td> </tr> <tr> <th colspan="4">OTHER POINT STYLES</th> </tr> <tr> <td>Flat Point</td> <td>Cone Point</td> <td>Half-Dog Point</td> <td>Oval Point</td> </tr> </tbody> </table>	SET SCREW POINT STYLES				Cup Point	Knurled	Hexagon		OTHER POINT STYLES				Flat Point	Cone Point	Half-Dog Point	Oval Point	<p>MS 122900-122939</p> <p>Clamp Loop (Heat Resistant)</p>  <p>Steel</p>
SET SCREW POINT STYLES																		
Cup Point	Knurled	Hexagon																
OTHER POINT STYLES																		
Flat Point	Cone Point	Half-Dog Point	Oval Point															
<p>MS 35763-35764</p> <p>Bolt, Self-Locking Hexagon Head</p>  <p>Steel 2A Fit</p> <p>Coarse and Fine Thread</p>	<p>MS 51053</p> <p>Set Screws Spline Socket</p>  <p>Alloy Steel Available in CRES. 3A Fit</p> <p>Coarse and Fine Thread</p>	<p>MS 124651-124850</p> <p>Insert, Helical Coil</p>  <p>CRES.</p>																
<p>MS 35790</p> <p>Washer Lock 100° CTSK External Tooth</p>  <p>Steel Phos. Bronze</p>	<p>MS 51054</p> <p>Set Screw— Square Head Cup Point</p>  <p>Steel 2A Fit</p>	<p>MS 134351-134440</p> <p>Ball, Precision Grade</p>  <p>CRES. Steel</p>																
<p>MS 35810</p> <p>Pin, Headed (Clevis)</p>  <p>Steel</p>	<p>MS 51056-51060</p> <p>Set Screw— Slotted</p>  <p>Brass CRES. Steel 2A Fit</p> <p>Coarse and Fine Thread CANCELLED—USE MS 51031, MS 51032, MS 51038-MS 51040</p>	<p>MS 150451-150500</p> <p>Ball</p>  <p>Steel</p>																
<p>MS 35914</p> <p>Insert, Screw Thread, Self Tapping</p>  <p>CRES. Steel Steel 2B Fit</p>	<p>MS 51093-51102</p> <p>Screw, Cap Hexagon Head Drilled Head</p>  <p>Alloy Steel Steel CRES. Steel Al Alloy 2A Fit</p> <p>HEAD MARKINGS Coarse and Fine Thread</p>	<p>MS 171401-171900</p> <p>Pin, Spring</p>  <p>CRES. Steel</p>																
<p>MS 39081</p> <p>Nut, Coupling Electrical, Plain Hex</p>  <p>Al Alloy 2B Fit</p> <p>SUPERSEDES AN3066</p>	<p>MS 51102-51112</p> <p>Screw, Cap Hexagon Head Drilled Shank</p>  <p>Alloy Steel Steel CRES. Steel Al Alloy 2A Fit</p> <p>HEAD MARKINGS Coarse or Fine Thread</p>	<p>MS 172201-172235</p> <p>Washer, Key Bearing, Retaining</p>  <p>Steel</p>																
<p>MS 39086</p> <p>Pins, Spring, Tubular, Coiled</p>  <p>Steel CRES. Steel</p>	<p>MS 51923</p> <p>Pins, Spring, Tubular, Coiled</p>  <p>Steel CRES. Steel</p>	<p>MS 172236-172270</p> <p>Nut, Spanner Bearing, Retaining</p>  <p>Steel</p>																
<p>MS 45901</p> <p>Washer, Flat Electrical</p>  <p>Brass</p>	<p>MS 63040</p> <p>Washer, Flat</p>  <p>Steel</p> <p>SUPERSEDES AN970</p>	<p>MS 172271-172320</p> <p>Washer, Key</p>  <p>Steel</p>																
<p>MS 45904</p> <p>Washer, Lock Internal- External Tooth</p>  <p>Steel</p>	<p>MS 75013</p> <p>Pins, Straight Headless</p>  <p>CRES. Steel</p>	<p>MS 172321-172370</p> <p>Nut, Spanner Aeronautical</p>  <p>Steel</p>																

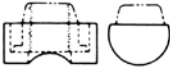
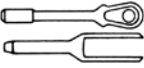

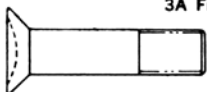
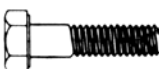
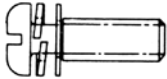


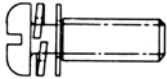



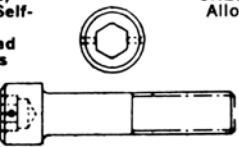




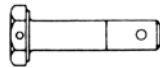




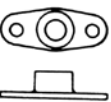






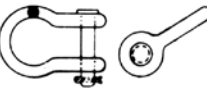
<p>NAS1</p> <p>100° Countersunk Rivet</p>  <p>See Spec.</p> <p>SUPERSEDED BY AN426</p>	<p>NAS50-51</p> <p>Rings-Internal, External Retaining</p>  <p>Steel Beryllium. Copper</p>	<p>NAS144-158</p> <p>Bolt, Internal Wrenching</p>  <p>Alloy Steel</p>
<p>NAS2</p> <p>Lubrication Fittings</p>  <p>See Spec.</p> <p>INACTIVE FOR NEW DESIGN—USE AN944</p>	<p>NAS67-69</p> <p>Guide, Fastener Cowl Type</p>  <p>Steel</p>	<p>NAS170-171</p> <p>Clevis, Engine Control Rod; For Welding</p>  <p>Steel</p>
<p>NAS4-5</p> <p>Rod End</p>  <p>Alloy Steel Steel</p>	<p>NAS70</p> <p>Washer, Flat</p>  <p>Alclad Steel CRES. Steel Brass Vulc. Fibre Phenolic</p>	<p>NAS172-176</p> <p>Bolt, Internal Wrenching</p>  <p>Alloy Steel 3A Fit</p>
<p>NAS12</p> <p>Screws, Captive</p>  <p>Al Alloy</p> <p>INACTIVE FOR DESIGN</p>	<p>NAS75-77</p> <p>Bushing, Plain and Flanged, Press Fit</p>  <p>Steel Al Bronze</p>	<p>NAS183-184</p> <p>Studs Coarse and Fine Thread</p>  <p>Steel</p>
<p>NAS15-16</p> <p>Joint, Universal—Male and Female</p>  <p>See Spec.</p> <p>INACTIVE FOR DESIGN</p>	<p>NAS91-93</p> <p>Rod Assembly, Adjustable Clevis Ends</p>  <p>Steel</p> <p>AN486 NAS94 AN316 INACTIVE FOR DESIGN</p>	<p>NAS185</p> <p>Spacer, Split Screw and Bolt</p>  <p>Steel Alclad</p>
<p>NAS21</p> <p>Strip, Terminal Board</p>  <p>Plastic</p>	<p>NAS95-97</p> <p>Rod Assembly Fixed and Adjustable Ends</p>  <p>INACTIVE FOR DESIGN</p>	<p>NAS192</p> <p>Post, Binding Terminal Board</p>  <p>Steel</p>
<p>NAS34-45</p> <p>Pulley</p>  <p>Phenolic Al Alloy</p>	<p>NAS98-100</p> <p>Rod Assembly Adjustable Clevis Ends</p>  <p>Steel</p> <p>AN486 NAS101-2 AN316 INACTIVE FOR DESIGN</p>	<p>NAS200-203</p> <p>Round Head and 100° Countersunk Machine Screws</p>  <p>Steel Brass</p> <p>Phillips Recessed Frearson Recessed</p>
<p>NAS40-41</p> <p>Hinge, Half Continuous; Pin Continuous</p>  <p>Al Alloy Steel</p>	<p>NAS103-118</p> <p>Rod Assembly Adjustable Clevis Ends</p>  <p>Steel Al Alloy</p> <p>AN486 NAS103-110 AN316 AN665 INACTIVE FOR DESIGN</p>	<p>NAS220-227</p> <p>Brazier Head Machine Screws</p>  <p>Al Alloy Alloy Steel Mang. Bronze CRES. Steel (A-286)</p>
<p>NAS42-43</p> <p>Spacer, Rivet; Screw and Bolt</p>  <p>Al Alloy Alloy Steel Steel</p>	<p>NAS119</p> <p>Riveted Assembly</p>  <p>Al Alloy</p> <p>INACTIVE FOR DESIGN—USE NAS355</p>	<p>NAS228-235</p> <p>Brazier Head Machine Screw</p>  <p>Al Alloy Bronze Alloy Steel</p> <p>Frearson Recessed INACTIVE FOR DESIGN SEE NAS220-224; NAS623</p>
<p>NAS44</p> <p>Busbar Electrical</p>  <p>Copper Al Alloy</p>	<p>NAS139-140</p> <p>Studs, Coarse and Fine Thread</p>  <p>Steel</p> <p>SUPERSEDED BY NAS183/184</p>	<p>NAS245-276</p> <p>Fittings; Nipple, Unions, Elbows, Plugs</p>  <p>Plastic</p> <p>INACTIVE FOR DESIGN</p>
<p>NAS49</p> <p>Fitting, Engine Cable Control</p>  <p>Al Alloy CRES. Steel Steel</p> <p>INACTIVE FOR DESIGN</p>	<p>NAS143</p> <p>Washers, Countersunk and Plain</p>  <p>Chrome Molybdenum Steel</p> <p>INACTIVE FOR DESIGN—SEE MS 20002 for use with Bolts NAS144-158 and NAS172-176</p>	<p>NAS302-310/312-320/322-330</p> <p>Cable Assembly Swaged Type—Terminal Type I and II</p>  <p>Steel CRES.</p>

14 *When you choose the lesser of two evils, always remember that it is still an evil.*

Max Lerner



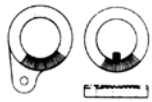





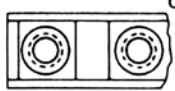
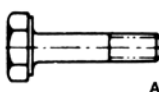


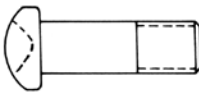


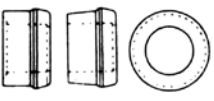
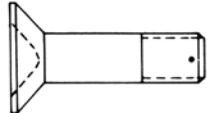


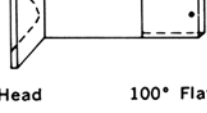
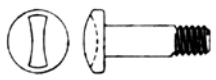

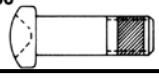
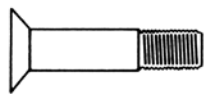
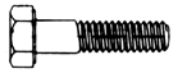

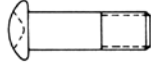
<p>NAS333-340 100° Close Tolerance Bolt, High Strength Drilled and Undrilled Steel Available in Ti Alloy 3A Fit INACTIVE FOR DESIGN HEAD MARKING—NAS PART NO. AND Δ</p> 	<p>NAS429-430 Bearing-Sintered, Plain Sintered Metal Copper Base Iron Base</p> 	<p>NAS451 Plug, Button Steel Brass INACTIVE FOR DESIGN</p> 
<p>NAS354-362 Control Rod, Tube Assembly Steel Al Alloy</p> 	<p>NAS431-432 Bearing-Ball, Rod End Type CRES. Steel Steel INACTIVE FOR DESIGN</p> 	<p>NAS452-453 Rivnut-100° CTSK. Head; Flat Head See Spec. INACTIVE FOR DESIGN</p> 
<p>Rod-Ends See AN481-490 Rivets See MS 20470 SUPERSEDES NAS97, NAS101, NAS109, NAS110, NAS114, NAS119</p>	<p>NAS434-435 Clamp, Loop Type, Sheet Metal Nut Al Alloy Steel INACTIVE FOR DESIGN</p> 	<p>NAS454-455 Rivet, Blind Al Alloy INACTIVE FOR DESIGN</p> 
<p>NAS376-379 Pulley-Control Secondary, Flight, Heavy Duty CRES. Steel Al Alloy</p> 	<p>NAS436-437 Clamp-Harness Wire Bundle Steel INACTIVE FOR DESIGN</p> 	<p>NAS456-457 Ring Locking and Sleeve Steel INACTIVE FOR DESIGN</p> 
<p>NAS382-383 Bushing-Pulley, Bearing Steel Phenolic</p> 	<p>NAS442 Latch, Flush Type CRES. Steel (Also Monel)</p> 	<p>NAS460 Washer, Tab Type Steel</p> 
<p>NAS384-389 100° Oval Head 82° Oval Head Phillips Recessed Steel</p> 	<p>NAS443 Nut, Self-Locking Internal Wrenching Steel</p> 	<p>NAS463 Shim, Anchor Nut, Plain Steel CRES. Steel Al Alloy</p> 
<p>NAS416-421 Flange-Connection, Gasket Steel Al Alloy AN-HH-6-171</p> 	<p>NAS444-445 Nut, Double Lug, Anchor Type; Offset Steel CRES. Steel INACTIVE FOR DESIGN</p> 	<p>NAS464 Bolt, Shear Close Tolerance Steel 3A Fit</p> 
<p>NAS423 Master and Ignition Switch See Spec.</p> 	<p>NAS446 Nut, Flat Type Steel USE AN530 SCREW</p> 	<p>NAS476-478 Clamp-Cushion Lug Type; Conduit Al Alloy Syn. Rubber INACTIVE FOR DESIGN</p> 
<p>NAS424 Coupling, Tube Steel Al Alloy</p> 	<p>NAS447-448 Plate Nut, Self-Locking Steel Al Alloy INACTIVE FOR DESIGN</p> 	<p>NAS479-482 Clip-Angle or Channel; Tubular; Fuse, Electrical Steel Beryllium Copper INACTIVE FOR DESIGN</p> 
<p>NAS427 Pin, Pulley Guard Steel Al Alloy</p> 	<p>NAS449 Nut, Anchor Type Steel CRES. Steel INACTIVE FOR DESIGN</p> 	<p>NAS487-489 Nut-Instrument Mount; "J" Type; Latching Type Phos. Bronze Brass Steel INACTIVE FOR DESIGN</p> 
<p>NAS428 Bolt-Adjusting Crowned, Hexagon Head Alloy Steel 3A Fit Drilled Head Slotted Shank</p> 	<p>NAS450 Nut Plate, Self-Locking Steel Al Alloy INACTIVE FOR DESIGN</p> 	<p>NAS490-491 Shock Mount Steel Al Alloy Monel AN-I-16 INACTIVE FOR DESIGN</p> 

<p>NAS492-493 Stud-Trimount; Stud Steel Brass</p>  <p>INACTIVE FOR DESIGN</p>	<p>NAS513 Washer, Rod End Locking Steel</p> 	<p>NAS548 100° Flat Head Tapping Screw Type "B" Steel</p> <p>Slotted Phillips Frearson</p> 
<p>NAS494 Terminal-Ball Type Cable Flanged CRES. Steel</p>  <p>INACTIVE FOR DESIGN</p>	<p>NAS514 100° Flat Head Full Threaded Machine Screw Alloy Steel</p> 	<p>NAS549 Washer, Flat Phenolic</p> <p>Optional Fittings NAS1236-NAS1240</p> 
<p>NAS495 Bolt, Internal Wrenching High Tensile Alloy Steel 3A Fit</p>  <p>INACTIVE FOR DESIGN— See MS 20004-20024</p>	<p>NAS516 *CANCELLED Fitting, Lubrication Steel</p> 	<p>NAS557 Grommet Split Nylon</p> 
<p>NAS497 Fitting Lubrication Steel</p>  <p>INACTIVE FOR DESIGN</p>	<p>NAS517 100° Close Tolerance Machine Screw Alloy Steel Available in Ti Alloy</p> 	<p>NAS558-559 Key, Square; Lock-Rod End Steel Alloy Steel</p> 
<p>NAS500 Shim-Anchor Nut, CTSK. Steel CRES. Steel Al Alloy</p> 	<p>NAS530 Pulley, Secondary Al Alloy</p>  <p>INACTIVE FOR DESIGN—SEE MS 20219</p>	<p>NAS560 100° Structural Machine Screw, High Temperature Non-Magnetic CRES. Steel AMS5735 (A-286) Discaloy Inconel "X" 2A & 3A Fit</p>  <p>Head Marking Phillips Recessed Frearson Recess—INACTIVE FOR DESIGN</p>
<p>NAS501 Bolt, Hex Head Drilled and Undrilled CRES. Steel 3A Fit</p>  <p>Dimension equivalent to AN3-20 Example of NAS Part Number ADD "A" after Dash No. for UNDRILLED (-10A) ADD "H" before Dash No. and "A" after Dash No. for DRILLED HEADS ONLY (6H10A) No. (6-10) DRILLED SHANK ONLY ADD (—) before Dash No. (6-10) DRILLED SHANK ONLY</p>	<p>NAS532 Guard, Switch Toggle Steel Plastic</p>  <p>INACTIVE FOR DESIGN—SEE MS 25214</p>	<p>NAS561 Pins-Spring Heavy Duty CRES. Steel Steel</p> 
<p>NAS508 Rivet, Universal Head Monel</p>  <p>INACTIVE FOR DESIGN—SEE MS 20615</p>	<p>NAS534-536 Ring, Flexible; Washer; Adapter Al Alloy Phenolic</p> 	<p>NAS563-572 Bolt, Full Thread Indented Head Drilled Head Alloy Steel 3A Fit</p> 
<p>NAS509 Nut, Jam Drilled Steel Available in CRES.</p> 	<p>NAS537-538 Bushing, Plain Alloy Steel Al Bronze</p> 	<p>NAS573 Clamp Assembly Electronic Equipment Al Alloy CRES. Steel</p> 
<p>NAS510-511 Link Assembly, Cable Take-Up Steel Available in CRES.</p>  <p>DETAIL PART NUMBERS</p> <p>AN155 Turnbuckle Barrel AN165 Turnbuckle Eye AN23 Clevis Screw AN364 Self-Locking Nut AN960 Plain Washer</p>	<p>NAS534-546 Switch, Toggle Single Pole; Nut, Mounting; Locking Ring Steel</p>  <p>Lockwasher AN936 Lockwasher AN935 *Locking Ring NAS546 *Nut NAS545 Screw AN508 *INACTIVE FOR DESIGN—See MS 25081/2</p>	<p>Retaining Ring NAS670 Cotter Pin MS 24665 (AN381) Clevis Pin MS 20392 (AN392)</p> <p>NAS574 Pin, Rear Mounting Electronic Equipment CRES. Steel Al Clad Steel</p> <p>Attaching Bolt AN3-4A</p> 

<p>NAS577-578</p> <p>Nut, Self-Locking Floating Barrel; Retainer</p>  <p>Steel</p>	<p>NAS645-651</p> <p>Fork and Eye Turn Buckles; Barrel, Terminal, Turnbuckles, Cable and Clip, Locking</p>  <p>Steel CRES. Steel</p>	<p>NAS704-709</p> <p>Terminal, Stud; Turret Types</p>  <p>Brass</p>
<p>NAS583-590</p> <p>Bolt 100° Head "Hi-Torque," Close Tolerance 160,000 PSI</p>  <p>Steel 3A Fit</p>	<p>NAS653-658</p> <p>Hexagon Head Bolt, Close Tolerance Drilled Shank Optional</p>  <p>Ti Alloy per "NAS621 3A Fit"</p> <p>*4Al-4Mn and 6Al-4V</p>	<p>NAS720</p> <p>Pan Head Screw; Assembled Lock Washer and Flat Washer; Slotted</p>  <p>Steel Brass CRES. Steel 2A Fit</p>
<p>NAS600-606</p> <p>Pan Head Machine Screw, Aircraft—Phillips Recessed</p>  <p>Alloy Steel 3A Fit</p>	<p>NAS662</p> <p>100° Flat Head Machine Screw; Regular and Self-Locking</p>  <p>Steel CRES. Steel Brass 2A Fit</p> <p>Self-Locking Head Marking Phillips Recess Slotted</p>	<p>Lockwasher AN395 (Medium) or MS35338</p> <p>Flat Washer Reduced O.D. NAS620</p> 
<p>NAS607</p> <p>Pin, Headless Dowel</p>  <p>Steel Available in CRES.</p>	<p>NAS663-668</p> <p>100° Flat Head Bolt, Close Tolerance</p>  <p>Ti Alloy per "NAS621 3A Fit"</p> <p>*4Al-4Mn and 6Al-4V</p> <p>"Hi-Torque" Recess "Phillips" Recess</p>	<p>NAS721-725</p> <p>Miniature Screws Slotted</p>  <p>CRES. Steel Brass Nickel Silver</p> <p>Fillister Pan 100° flat Binding</p>
<p>NAS608-609</p> <p>Screw, Hex Socket Cap; Plain and Self-Locking—Drilled Head 1936 Series</p>  <p>Steel CRES. Steel Alloy Steel 3A Fit</p> <p>Head Marking Per NAS 1347 INACTIVE FOR DESIGN—See NAS1351/2</p>	<p>NAS669-670</p> <p>Ring, Retainer</p>  <p>Steel Beryllium Copper</p>	<p>NAS810-820</p> <p>Cap Protectors Fittings</p>  <p>Plastic</p>
<p>NAS610-616</p> <p>Pan Head Machine Screw</p>  <p>Alloy Steel 2A & 3A Fit</p> <p>INACTIVE FOR DESIGN—See NAS600-606</p>	<p>NAS673-678</p> <p>Hexagon Head Bolt, Close Tolerance Drilled Head or Drilled Shank</p>  <p>Ti Alloy per "NAS621 3A Fit"</p> <p>*4Al-4Mn and 6Al-4V</p>	<p>NAS1003-1020</p> <p>Bolt, Machine Hexagon Head Drilled Head/ Drilled Shank Undrilled</p>  <p>CRES. Steel (A-286) 3A Fit</p>
<p>NAS620</p> <p>Washer Flat Reduced O.D.</p>  <p>Steel Al Alloy Brass CRES. Steel</p>	<p>NAS679</p> <p>Nut, Self-Locking Low Height 550° F, 800° F</p>  <p>Steel CRES. Steel (A-286) 3B Fit</p>	<p>NAS1021-1022</p> <p>Nut, Self-Locking Full and Shear 250° F, 500° F, 800° F</p>  <p>Al Alloy CRES. Steel Steel Monel 3B Fit</p>
<p>NAS622</p> <p>Hook Support Electronic Equip. Clamp</p>  <p>Steel CRES. Steel</p>	<p>NAS680-687</p> <p>Nut, Plate Self-Locking 550° F, 800° F</p>  <p>Steel CRES. Steel (A-286) 3B Fit</p>	<p>NAS1023-1033</p> <p>Nut, Self-Locking Plate Types 250° F, 450° F, 800° F</p>  <p>Al Alloy CRES. Steel Steel 3B Fit</p>
<p>NAS623</p> <p>Pan Head Machine Screw, Short Thread 160,000 PSI Phillips Recess</p>  <p>Alloy Steel</p> <p>Head Markings</p>	<p>NAS688-695</p> <p>Nut, Self-Locking Gang Channel</p>  <p>Steel Al Alloy CRES. Steel 3B Fit</p>	<p>NAS1034-1041</p> <p>Nut, Self-Locking Gang Channel 250° F, 550° F, 800° F</p>  <p>Al Alloy Steel CRES. Steel 3B Fit</p> <p>Non-CTSK. 100° CTSK.</p>
<p>NAS624-644</p> <p>Bolt 12 Pt. External Wrenching 180,000 PSI</p>  <p>Alloy Steel</p>	<p>NAS696-698</p> <p>Nut, Plate Self-Locking 550° F, 800° F</p>  <p>Steel CRES. Steel (A-286) 3B Fit</p>	<p>NAS1042-1044</p> <p>Shackle Anchor</p>  <p>Steel Alloy Steel</p>


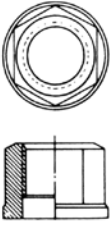


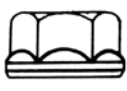
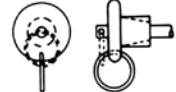



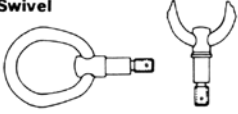
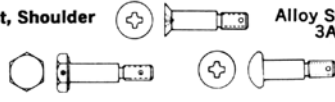
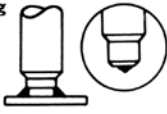

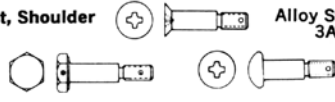
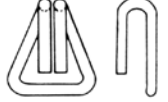


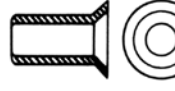
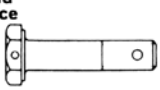



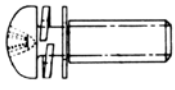
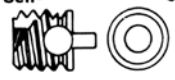
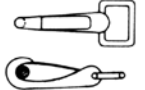



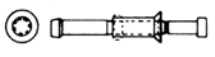


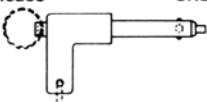

"Sometimes I lie awake at night, and I wonder, 'Does God hear my prayers?' Then a voice comes to me: 17
 'Please leave a message after the tone.' Sigh!"


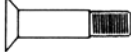
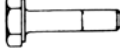

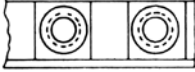

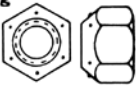

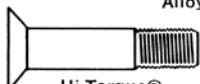
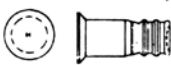





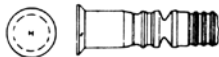
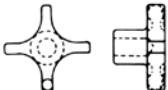











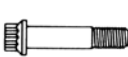
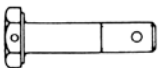



Charlie Brown

<p>NAS1045</p> <p>Thimble-Heavy (Wire Cable)</p>  <p>Steel</p>	<p>NAS1098</p> <p>Nut, Tube Fitting</p>  <p>Aluminum Steel CRES. Steel</p>	<p>NAS1193</p> <p>Locking Device</p>  <p>CRES. Steel (4104) 17-4 PH</p>
<p>NAS1046-1053</p> <p>Clip-Wire Rope; Turn Buckle; Chain-Welded; Slinglink, Hooks; Eye Bolt</p>  <p>Steel Alloy Steel</p>	<p>NAS1100-1102</p> <p>Screw, Torq-Set® Full Thread</p>  <p>Alloy Steel CRES. Steel (A-286) 3A Fit</p>	<p>NAS1195</p> <p>Shim, Anchor Nut; Miniature</p>  <p>Steel CRES. Steel Al Clad Al Alloy Titanium Al Alloy</p>
<p>NAS1061</p> <p>Lockwasher High-Temperature</p>  <p>CRES. Steel</p>	<p>Flat Fillister</p> <p>Pan Head</p> <p>100° Flat Head Coarse and Fine Thread</p>	<p>NAS1197</p> <p>Washer, Flat</p>  <p>CRES. (A-286)</p>
<p>NAS1067-1068</p> <p>Nut, Plate Self-locking 500°F, 800°F</p>  <p>Steel CRES. Steel 3B Fit</p>	<p>NAS1103-1120</p> <p>Bolt, Hex Head Close Tolerance 160,000 psi Drilled Shank/Undrilled</p>  <p>Alloy Steel 3A Fit</p>	<p>NAS1198-1200</p> <p>Rivet, Solid</p> 
<p>NAS1071-1073</p> <p>Switch Toggle; and Guards</p>  <p>Steel</p> <p>Nut MS25082</p> <p>Screw AN508</p> <p>Locking Ring MS25081</p> <p>Lockwasher AN935</p> <p>ALSO SEE MS25016/MS35058/ MS35059/MS25068</p>	<p>NAS1121-1128 NAS1131-1138</p> <p>Bolt, Torq-Set® Short Thread</p>  <p>Alloy Steel CRES. (A-286) *Ti Alloy 3A Fit</p> <p>Flat Fillister</p> <p>Pan Head</p> <p>*Per NAS621 (4AI-4Mn and 6AI-4V)</p>	<p>NAS1201</p> <p>Bead Chain Components and Assembly</p>  <p>Brass CRES. Steel</p> <p>NAS1202-1210</p> <p>Bolt, 100° Close Tolerance 160,000 PSI Drilled/Undrilled Shank</p>  <p>Alloy Steel 3A Fit</p> <p>Phillips Recess</p>
<p>NAS1080</p> <p>Collar Lockbolt</p>  <p>Aluminum Steel</p>	<p>NAS1141-1148 NAS1151-1158</p> <p>Bolt, Torq-Set® Short Thread</p>  <p>Alloy Steel CRES. (A-286) *Ti Alloy 3A Fit</p>	<p>NAS1211-1213</p> <p>Fitting, Tie Down Strap End; Strap</p>  <p>Steel Al Alloy Cotton Nylon</p>
<p>NAS1081</p> <p>Set Screw, Self-Locking Hex Socket; 250°F</p>  <p>Alloy Steel CRES. Steel 3A Fit</p> <p>Type A Flat Pt.</p> <p>Type B Cone Pt.</p> <p>Type D Cup Pt.</p>	<p>NAS1161-1168</p> <p>Bolt, Self-Locking Torq-Set</p>  <p>Alloy Steel Available in CRES. (A-286) 3A Fit</p> <p>Brazier Head</p> <p>100° Flat Head</p> <p>*Per NAS621 (4AI-4Mn and 6AI-4V)</p>	<p>NAS1216-1218</p> <p>Pan Head "Hi-Torque®" Bolt</p>  <p>CRES. Steel Alloy Steel CRES. (A-286) 3A Fit</p> <p>Full Thread</p> <p>Short Thread</p> <p>Long Thread</p>
<p>NAS1083-1088</p> <p>Bolt 100° Flat Head, Close Tolerance</p>  <p>Ti Alloy Per NAS621*</p> <p>"Hi-Torque®" "Phillips" Recess</p> <p>*4AI-4Mn and 6AI-4V</p>	<p>NAS1171-1178 NAS1181-1188</p> <p>Bolt, Self-Locking Torq-Set® 250°</p>  <p>Alloy Steel Available in CRES. (A-286) 3A Fit</p> <p>100° Flat Head</p>	<p>NAS1219-1221</p> <p>100° CTSK. "Hi-Torque®" Bolt</p>  <p>CRES. Steel Alloy Steel CRES. (A-286) 3A Fit</p> <p>Full Thread</p> <p>Short Thread</p> <p>Long Thread</p>
<p>NAS1096</p> <p>Screw-Hex Head, Recessed</p>  <p>Alloy Steel</p>	<p>NAS1097</p> <p>Rivet-Solid 100° Flush Shear</p>  <p>Al Alloy</p>	<p>NAS1189-1191</p> <p>Screw, Self-Locking Full Thread, 250° Phillips and Torq-Set®</p>  <p>Alloy Steel CRES. (A-286) 3A Fit</p>

18 Years wrinkle the face, but to give up enthusiasm wrinkles the soul.

Watterson Lowe

<p>NAS1222 Insert, Helical Coil, Self-Locking CRES. Steel</p>  <p>Inactive for Design—See MS 21209</p>	<p>NAS1287-1288</p>  <p>Nut, Hex Self-Locking; Nut and Washer Shear Pin Alloy Steel AMS5756 3B Fit</p>	<p>NAS1351-1352 Socket Cap Screw-Hex 1960 Series Drilled/Undrilled Alloy Steel CRES. Steel 3A Fit</p>  <p>Plain Self-Locking</p>
<p>NAS1223-1235 Bolt, Self-Locking Hex Head, 250°F Alloy Steel CRES. Steel 3A Fit</p> 	<p>NAS1291 Nut, Self-Locking Hexagonal-Low Height, 450°F, 800°F Steel CRES. Steel (A-286) 3B Fit</p> 	<p>NAS1353-1366 Pin, Quick Release Per NAS1332</p> 
<p>NAS1243-1250 Bolt, 100° Head "Hi-Torque" 160,000 PSI Steel 3A Fit</p> 	<p>NAS1292-1296 Pin-Threaded Shear-100° CTSK. Alloy Steel Rene '41 3A Fit</p>  <p>Use with NAS1287 or NAS1288 Nut and NAS1288W Washer</p>	<p>NAS1368 Grommet Flip-Type Plastic</p> 
<p>NAS1251 Eye Bolt-Swivel Steel</p> 	<p>NAS1297-1299 Bolt, Shoulder Alloy Steel 3A Fit</p> 	<p>NAS1380-1381 Stud, Welding Steel CRES. Steel</p>  <p>Internal Thread External Thread</p>
<p>NAS1252 Washer Flat Al Alloy</p> 	<p>NAS1299-1299 Bolt, Shoulder Alloy Steel 3A Fit</p> 	<p>NAS1382-1385 Fitting, Tie Down, Strap End, Strap Assemble Steel Zinc Alloy Cotton Nylon</p> 
<p>NAS1253-1260 Bolt, 100° Head "Hi-Torque" 160,000 PSI Steel 3A Fit</p> 	<p>NAS1300 Thumb Screw Drilled/Undrilled Steel CRES. Steel 2A Fit</p> 	<p>NAS1386 Eyelet, Electrical Brass Copper (Gold/Cad. Plated)</p> 
<p>NAS1261-1265 NAS1266-1270 Bolt, Hex Head Close Tolerance 6Al-4V Per NAS621 3A Fit</p> 	<p>NAS1301 Screw, Pan Head, Assembled Washers Phillips Recess Steel Brass CRES. Steel 2A Fit</p> 	<p>NAS1393 Screw, 82° Flat Head "Torq-Set" Alloy Steel CRES. Steel 3A Fit</p> 
<p>NAS1271-1280 Bolt, 12 Pt. External Wrenching 6Al-4V Per NAS621 3A Fit</p> 	<p>NAS1303-1320 Bolt, Hex Head Close Tolerance 160,000 PSI Drilled/Undrilled Alloy Steel 3A Fit</p>  <p>Lockwasher—MS35338 Flat Washer</p>	<p>NAS1394-1395 Insert-Threaded Metal, Lt. Wght. Regular and Self-Locking Steel CRES. Steel (A-286) 3B/3A Fit</p> 
<p>NAS1281-1282 Hook Snap Spring Cast Iron Spring Steel</p> 	<p>NAS1329-1330 Nut-Blind Rivet-Internal Thread Al Alloy Steel CRES. Steel 3B Fit</p> 	<p>NAS1397 Clamp-Loop Nylon</p> 
<p>NAS1284-1285 Buckle, Web Strap; Safety Hook</p> 	<p>NAS1398-1400 Rivets-Blind Al Alloy Monel CRES. (A-286)</p> 	<p>NAS1401 Washer, Radius Al Alloy CRES. Steel Steel</p> 
<p>NAS1286 Connecting Link Steel</p> 	<p>NAS1332-1346 Pin, Quick Release CRES. Steel</p> 	<p>NAS1401 Washer, Radius Al Alloy CRES. Steel Steel</p> 

<p>NAS1402-1406</p> <p>Pan Head Aircraft Screw Phillips Recess 160,000 PSI</p>  <p>Alloy Steel 2A Fit</p>	<p>NAS1503-1510</p> <p>Bolt, 100° Head, "Hi-Torque®"</p>  <p>Alloy Steel 3A Fit</p>	<p>NAS1588</p> <p>Bolt, Shear Hex Head 1200°F</p>  <p>CRES. (U-212) Per NAS1597 Cond. F 3A Fit</p>
<p>NAS1407</p> <p>Pin-Spring, Coiled</p>  <p>Steel CRES. Steel</p>	<p>NAS1512-1513</p> <p>Nut, Self-Locking Gang Channel</p>  <p>Steel Al Alloy CRES. Steel</p>	<p>NAS1593-1596</p> <p>Packing "O" Ring Preformed</p>  <p>Syn. Rubber</p>
<p>NAS1408-1409</p> <p>Nut, Self-Locking</p>  <p>Steel CRES. Steel 2B Fit</p>	<p>NAS1515</p> <p>Washers</p>  <p>Plastic Syn. Rubber</p>	<p>NAS1603-1610</p> <p>Bolt, 100° Head Close Tolerance 160,000 PSI</p>  <p>Alloy Steel 3A Fit</p> <p>Phillips Recess Hi-Torque® Recess</p>
<p>NAS1414-1422 NAS1424-1432</p> <p>Lockbolt-Shear 100° Head, Flat Head</p>  <p>Alloy Steel</p>	<p>NAS1516-1522 NAS1525-1532</p> <p>Lock Bolt, 100° Head; Protruding Head</p>  <p>Al Alloy</p>	<p>NAS1611-1613</p> <p>Packing "O" Ring Preformed</p>  <p>Syn. Rubber</p>
<p>NAS1431</p> <p>Rod, Continuous Thread</p>  <p>Steel CRES. Steel 2A Fit</p> <p>Cancelled—See NAS1454</p>	<p>NAS1535-1542 NAS1546-1552</p> <p>Lock Bolt, 100° Head; Protruding Head</p>  <p>Al Alloy</p>	<p>NAS1620-1628 NAS1630-1634</p> <p>Screw-Torq-Set® 100° Flat Head</p>  <p>Alloy Steel CRES. (A-286) 3A Fit</p> <p>Pan Head</p>
<p>NAS1436-1442 NAS1446-1452</p> <p>Lockbolt, Shear 100° Head; Protruding Head</p>  <p>Alloy Steel</p>	<p>NAS1553</p> <p>Knobs, Hand</p>  <p>Alloy Steel Al Alloy Available in CRES.</p>	<p>NAS1635</p> <p>Screw-Pan Head Phillips Recess Regular and Self-Locking</p>  <p>CRES. Steel (Non-Mag.) 2A Fit</p>
<p>NAS1454</p> <p>Rod, Continuous Threaded</p>  <p>Steel CRES. Steel 2A Fit</p>	<p>NAS1578-1579</p> <p>Bolt, Pan Head, 1200°F 185,000 PSI</p>  <p>CRES. (U-212) Per NAS1597 Cond. F 3A Fit</p> <p>Torq-Set® Hi-Torque®</p>	<p>NAS1703-1710</p> <p>Bolt, 100° Head Close Tolerance 160,000 PSI</p>  <p>Steel 3A Fit</p>
<p>NAS1463-1464</p> <p>Clip, Spring</p>  <p>Steel Beryllium Copper</p>	<p>NAS1580-1582</p> <p>Bolt, 100° Flush Head, 1200°F 185,000 PSI</p>  <p>CRES. (U-212) Per NAS1597 Cond. F 3A Fit</p> <p>Torq-Set® Hi-Torque®</p>	<p>NAS1806-1816 NAS1906-1916</p> <p>Rivet, Hi-Shear</p>  <p>Ti Alloy per NAS621</p>
<p>NAS1473</p> <p>Nut, Cap, Self-Sealing, Self-Locking, Two Lug Floating, Plate</p>  <p>Steel CRES. Steel 3B Fit</p>	<p>NAS1583-1585</p> <p>Pin, Hi-Shear 1200°F; Collar 100° CTSK.</p>  <p>Inconel "X" Per AMS 5667</p>	<p>NAS2803-2810</p> <p>Bolt, 100° Head Torq-Set 180,000 PSI</p>  <p>Alloy Steel 3A Fit</p>
<p>NAS1493</p> <p>Lock Nut Bearing, Retaining</p>  <p>Steel</p>	<p>NAS1586</p> <p>Bolt, 12 Pt. Ext. Wrenching 1200°F; Drilled/Undrilled</p>  <p>CRES. (U-212) Per NAS1597 Cond. F 3A Fit</p> <p>Bolt</p>	<p>NAS2903-2920 NAS3003-3020</p> <p>Hex Head Bolt, Close Tolerance, 160,000 PSI</p>  <p>Alloy Steel 3A Fit</p> <p>Drilled/Undrilled</p>
<p>NAS1496-1502</p> <p>Lock Bolt-Protruding Head</p>  <p>Alloy Steel</p>	<p>NAS1587</p> <p>Washer 1200°F</p>  <p>Plain CTSK. CRES. Steel Type 321/347</p>	<p>NAS3103-3110 NAS3203-3210 NAS3303-3305</p> <p>Bolt; Hook</p>  <p>Steel CRES. Steel 2A Fit</p>

Products

S/N	PRODUCT GROUP	No. of Items	3 rd April 2013 QOH
1	Adhesives / Chemicals / Sealants	189	89,770
2	Air Vent Panels	10	-
3	Anchors	41	445,015
4	Applicators / Tools	239	24,093
5	Balls - Plastic / Steel / Stainless	58	357,461
6	Batteries & Accessories	24	193,750
7	Bearings	9	21,011
8	Belts	4	3,530
9	Bottles / Containers / Packaging	104	120,591
10	Brackets	36	239,326
11	Bumpers	137	1,646,898
12	Bushings	171	784,889
13	Cable Tie Mounts	67	254,431
14	Cable Ties / Wire Ties	817	9,048,165
15	Cables / Wires	25	253,726
16	Cage Nuts	27	890,520
17	Caps / Plugs	426	4,315,573
18	Card Ejectors / Guides	49	140,408
19	Clamps / Clips	657	3,607,295
20	Cold Formed Parts	7	598
21	Collar Shafts	9	13,169
22	Conduits	1	-
23	Connector Sleeves	7	22,074
24	Connectors	130	818,150
25	Cords / Fibers / Lacings / Ribbons	8	22,116
26	Couplings / Fittings / Nipples / Valves	102	20,145
27	Die Cut Parts	312	905,180
28	Dielectrical Block	1	2,040
29	DIN Rails	3	3,500
30	Electronic Components	136	26,428
31	Eyelets	393	18,905,001
32	Fan Guards	28	10,732
33	Foam / Felt	81	269,647
34	Fuse Holders	11	2,349
35	Fuses	47	18,082
36	Gaskets	75	47,772
37	Gears	11	2,053
38	Glass Beads	4	1,070,360
39	Gloves	3	-
40	Grommets	195	1,624,521
41	Handles	48	44,515
42	Heat Sinks	42	192,179
43	Hinges	15	322
44	Hooks & Loops	9	166
45	Inserts	176	1,915,858

S/N	PRODUCT GROUP	No. of Items	3 rd April 2013 QOH
46	Insulators	295	6,105,734
47	Kit Sets	183	699,158
48	Knobs	49	252,107
49	Labels	750	347,828
50	Latches	43	25,685
51	LED Holders	49	322,157
52	Lens Snap-in	6	15,045
53	Locks / Keys	26	43,338
54	Lugs	135	696,107
55	Magnet / Ferrite	17	4,454
56	Meters / Equipment	8	1
57	Nails	5	780,031
58	Nettings	6	390
59	Nuts	1,107	22,896,228
60	O-Rings / Seals	199	3,546,506
61	PCB Supports	356	3,087,123
62	Pins	857	9,988,865
63	Printed Media	46	18,067
64	Receptacles	10	102,351
65	Retainer Nut Plates, U & J Nut Plates	100	898,392
66	Ribbons	10	28
67	Rings Retaining	1,181	14,799,185
68	Rivets - Blind / Semi-Tubular / Solid	819	28,889,093
69	Screws	10,266	226,924,209
70	Self-Clinching Fasteners	526	3,551,415
71	Sleeving / Tubings	1,638	6,642,615
72	Spacers / Standoffs	1,482	8,187,709
73	Springs	578	11,934,270
74	Stamped Parts	214	707,940
75	Strain Reliefs	97	387,117
76	Straps	39	19,398
77	Studs	47	1,258,037
78	Switches	21	6,872
79	Tapes	192	1,095,750
80	Terminal Blocks	15	12,197
81	Terminals	380	3,125,666
82	Test Pins	26	165,096
83	Trunkings / Wire Ducts	70	2,327
84	Tubes - Metal / Plastic	8	7
85	Turned Parts	603	3,130,197
86	U-Bolts	15	2,993
87	Washers	3,173	83,498,427
88	Weld Studs	11	46,396
89	Wire Joints	13	403
90	Wire Mesh	1	305
Total No. of Items / QOH		30,616	492,590,629

Total Inventory Cost (SGD) : 4,601,093.00
(USD) : 3,729,163.00
(EUR) : 2,833,882.00



Singapore • India • Indonesia • Malaysia • Philippines • Thailand • Vietnam

VISION

To be the global market leader in inventory management of mechanical and electro-mechanical components by being the link between world-class suppliers and global customer base.

MISSION

We provide through our expertise, knowledge and network of global suppliers, the best quality products and services that we specialise in for our customers in the various industries.

VALUES

Our Organisational Culture is developed through:

- Punctuality** - Prompt Responsiveness, On-Time Delivery.
- Receptiveness** - Meeting Changes, Customising, Maintaining Communications.
- Improvement** - Continual Review and Evaluation, Acting on Feedback, Being Innovative.
- Commitment** - Delivering and Exceeding Expectations, Competitive Pricing, Stringent Quality Control, Socially Responsible, Environmentally Conscious.
- Excellence** - Searching and Establishing Best Practices.

For any enquiries, please contact :

Head Office

EXIM & MFR ENTERPRISE

30 Kallang Pudding Road #06-07
Valiant Industrial Building, Singapore 349312
Tel: (65) 6743 0033
Fax: (65) 6744 2827 / 6742 2566
Email: receipt@eximfr.com.sg
Website: <http://www.eximfr.com.sg>

EXIM & MFR (INDIA) REP OFFICE

Tel: (91) 99 8054 8644
Email: exim_india@eximfr.com.sg

PT EXIM & MFR INDONESIA

Tel: (62) 21 360 86880 / 360 86881
Fax: (62) 21 4682 8854
Email: exim_jakarta@eximfr.com.sg

EXIM & MFR (HCMC) REP OFFICE

Tel: (84) 8 3824 5974
Fax: (84) 8 3822 1834
Email: exim_hcmc@eximfr.com.sg

EKSIM & MFR (PENANG) SDN BHD

Tel: (60) 4 656 6112
Fax: (60) 4 656 5741
Email: exim_penang@eximfr.com.sg

EXIM & MFR (PHILIPPINES) REP OFFICE

Tel: (63) 2 828 8957
Fax : (63) 2 828 6806
Email : exim_phi@eximfr.com.sg

EXIM & MFR (THAILAND) CO., LTD

Tel: (66) 2 984 0884 ~ 5
Fax: (66) 2 984 0886
Email: exim_thai@eximfr.com.sg

